



# CMR COLLEGE OF ENGINEERING & TECHNOLOGY

(AUTONOMOUS)

NAAC Accredited Institution with 'A' Grade  
Kandlakoya (V), Medchal Road, Hyderabad -501401.

CMRCET/PRIN/NaipunyaClub/2017-18/01.

Date: 10<sup>th</sup> April, 2017

## OFFICE ORDER

(Sub: Re Constitution of Naipunya Club)

With reference to the office order "CMRCET/PRIN/21/2014 dated 15<sup>th</sup> April 2014", Naipunya Club is constituted with the following Members for the A.Y 2017-18.

| S.No. | Name of the Faculty | Designation Dept.        | Position       |
|-------|---------------------|--------------------------|----------------|
| 1     | Dr. V A Narayana    | Principal                | Chairman       |
| 2     | Dr. J. SrinivasaRao | Associate Professor, CE  | Convener       |
| 3     | B. Anuradha         | Assistant Professor, CSE | Member         |
| 4     | K.Ravikiran         | Assistant Professor,ECE  | Member         |
| 5     | D.S.Sanjeev         | Assistant Professor,EEE  | Member         |
| 6     | K.P.V Krishna Varma | Assistant Professor,ME   | Member         |
| 7     | V. Ravindra         | Assistant Professor,CE   | Member         |
| 8     | PasamRajeswari      | 14H51A05A0, CSE          | Student Member |
| 9     | ChSwetha            | 14H51A04C8, ECE          | Student Member |
| 10    | BandariNikhila      | 14H51A0264, EEE          | Student Member |
| 11    | P Vijay SaiGoud     | 14H51A0340, ME           | Student Member |
| 12    | MamidiArvind Reddy  | 14H51A0133, CE           | Student Member |

Committee will work in line to meet these objectives


1. To improve the employable skill set of the unemployed people through training.
2. To increase the potential of an unemployed person to set up his own workshop/small scale enterprise.
3. To impart practical exposure and knowledge to the school children.
4. To expose the school children to the usage of online learning tools and software.
5. To unite student members of the Naipunya club in the bonds of friendship, good fellowship and mutual understanding.
6. To create and foster a spirit of oneness among the student and staff members of Naipunya club.

The committee shall meet as frequently as necessary to allow it to discharge its duties and in any case at least two times per academic year.

  
Principal

**Copy Submitted to:** (1) The Secretary garu (for kind information please).

- Copy to:**
- (1) Deans.
  - (2) Vice Principal
  - (3) IQAC
  - (4) All Head's / in charges.
  - (5) Controller of Examinations
  - (6) Administrative Officer.
  - (7) Accounts Officer,
  - (8) Office Copy.

  
PRINCIPAL  
CMR COLLEGE OF ENGG. & TECH.  
Kandlakoya (V), Medchal Road,  
Hyderabad-501401.



# CMR COLLEGE OF ENGINEERING & TECHNOLOGY

(Autonomous)

NAAC Accredited Institution with 'A' Grade

Kandlakoya (V), Medchal Road, Hyderabad -501401.

Date: 03 May 2017

## MINUTES OF MEETING - NAIPUNYA CLUB

Naipunya Club meeting was held on 03-05-2017 at 02:00 PM in CMR College of Engineering & Technology. (Room Number:102, Block I).

The chairman Major Dr. V A Narayana welcomed all the committee members.

Following are the points discussed and framed.

1. The discussions held with the sarpanches and authorities of nearby villages were represented by the committee members
2. Based on the discussions the feasible activities are planned as follows:

Activities to be conducted for unemployed people

| S. No | Name of the Event/Activity   | Date                     | Venue                                   |
|-------|--|--------------------------|---|
| 1     | Hands on exposure on CNC Turning Machine                                     | 15-7-2017 to 17-7-2017   | CMR College of Engineering & Technology |
| 2     | Training session on General Repairing of Air Condition System- 3 days course | 19-8-2017 to 21-8-2017   | CMR College of Engineering & Technology |
| 3     | 3 day training on House wiring and repairing                                 | 9-9-2017 to 11-9-2017    | CMR College of Engineering & Technology |
| 4     | 3 day training program on welding  | 14-10-2017 to 16-10-2017 | CMR College of Engineering & Technology |

Activities to be conducted for school students

| S. No | Name of the Event/Activity                               | Date      | Venue                             |
|-------|--|-----------|-----------------------------------|
| 1     | Briefing session on Introduction to MS - Word            | 22-7-2017 | ZPHS, Muneerabad                  |
| 2     | Guest lecture on Introduction to PowerPoint Presentation | 26-8-2017 | ZPHS, Ravalkole                   |
| 3     | Briefing session on Introduction to Computers            | 3-2-2018  | Upper Primary School, Rajbollaram |
| 4     | Guest lecture on Magnetism and Faraday's laws            | 3-3-2018  | ZPHS, Pudur                       |
| 5     | Awareness on electrical motors and machines              | 17-3-2018 | Upper Primary School, Yellampet   |
| 6     | Briefing session on "Preparation of chemical compounds"  | 24-3-2018 | ZPHS, Pudur                       |

PRINCIPAL













CMR COLLEGE OF ENGG. & TECH.  
Kandlakoya (V), Medchal Road,  
Hyderabad-501401.



**Resolution:** All the committee members agreed to the suggestions and accepted the proposal with enthusiasm for the events to be conducted for unemployed people and school children and took the decision to conduct all the above events in the Academic year 2017-18.

The meeting concluded with the Chairman of Naipunya Club thanking the committee members for their valuable suggestions.

**Members Present:**

| S. No. | Name of the Faculty    | Designation & Dept. | Position       | Signature   |
|--------|------------------------|---------------------|----------------|---|
| 1      | Major Dr. V A Narayana | Principal, CMRCET   | Chairman       |    |
| 2      | Dr. J. Srinivasa Rao   | Professor, CE       | Convener       |    |
| 3      | B. Anuradha            | Asst. Prof., CSE    | Faculty Member |    |
| 4      | K.Ravi kiran           | Asst. Prof., ECE    | Faculty Member |    |
| 5      | D.S.Sanjeev            | Asst. Prof., EEE    | Faculty Member |    |
| 6      | K.P.V Krishna Varma    | Asst. Prof., ME     | Faculty Member |    |
| 7      | V. Ravindra            | Asst. Prof., CE     | Faculty Member |    |
| 8      | Pasam Rajeswari        | 14H51A05A0, CSE     | Student Member |   |
| 9      | Ch Swetha              | 14H51A04C8, ECE     | Student Member |  |
| 10     | Bandari Nikhila        | 14H51A0264, EEE     | Student Member |  |
| 11     | P Vijay Sai Goud       | 14H51A0340, ME      | Student Member |  |
| 12     | Mamidi Arvind Reddy    | 14H51A0133, CE      | Student Member |  |

Dr. J.Srinivas Rao  
Convener-Naipunya Club

Principal

PRINCIPAL  
CMR COLLEGE OF ENGG & TECH.  
Kandiakoya (V), Medchal Road,  
Hyderabad-501401.




**Strategic Perspective Plan for the Academic Year 2017-18**

| Sl. No. | Date of the Event      | Dept./Committee | Name of the Event  | Details  |
|---------|------------------------|-----------------|--|--|
| 1       | 15-7-2017 to 17-7-2017 | Naipunya club   | Hands on exposure on CNC Turning Machine                                     | <p>This session is to train the unemployed youth of nearby rural communities, to help them in starting their own workshop or to get a job in industries.</p> <p>This session focuses trains to use the CNC turning machine with the help of computers to do the operations like Threading, grooving and tapering.</p>        |
| 2       | 22-7-2017              | Naipunya club   | Briefing session on Introduction to MS - Word                                | <p>B. Tech students will give the guest talk on MS Word to the students of ZPHS Muneerabad .</p> <p>This talk will give the details of the MS Word along with its importance, flexibility and application.</p>   |
| 3       | 19-8-2017 to 21-8-2017 | Naipunya club   | Training session on General Repairing of Air Condition System- 3 days course | <p>This session is to train the unemployed youth of nearby rural communities, to install and repair the Air condition system to help them in starting their own firm or to get a job in industries.</p> <p>This session focuses on basic introduction part of AC along with its installation, servicing and maintenance.</p> |
| 4       | 26-8-2017              | Naipunya club   | Guest lecture on Introduction to PowerPoint Presentation                     | <p>B. Tech students will give the guest talk on MS Powerpoint to the students of ZPHS, Ravalkole.</p> <p>This talk will give the details of the MS Power point along with its importance, flexibility and its application.</p>   |
| 5       | 9-9-2017 to 11-9-2017  | Naipunya club   | 3 day training on House wiring and repairing                                 | <p>Its a hands-on session on House wiring and repairing to train the unemployed youth of nearby rural communities, which may help them in starting their own workshop or to get a job in industries</p>  |
| 6       | 14-10-2017 to          | Naipunya club   | 3 day training program on  | <p>Its a hands-on session on welding to train the unemployed youth of nearby</p>   |



|    |           |               |   |  |
|----|-----------|---------------|---|--|
|    |           |               |   | them in starting their own workshop or to get a job in industries.   |
| 7  | 3-2-2018  | Naipunya club | Briefing session on Introduction to Computers           | Students of Upper Primary School, Rajbollaram will be given some knowledge about the computer and its applications   |
| 8  | 3-3-2018  | Naipunya club | Guest lecture on Magnetism and Faraday's laws           | B. Tech students will give the Guest lecture on Magnetism and Faradays laws to the students of ZPHS, Pudur. This lecture will give the details of the MS Power point along with its importance, flexibility and its application.     |
| 9  | 17-3-2018 | Naipunya club | Awareness on electrical motors and machines             | B. Tech students will give the awareness session on electrical motors to the students of Upper Primary School, Yellampet.<br>This session aims to create awareness on electrical motors with the help of some animations and videos. |
| 10 | 24-3-2018 | Naipunya club | Briefing session on "Preparation of chemical compounds" | B. Tech students will give the Briefing session to the students of ZPHS Pudur..This talk will give the details of preparation of different chemical compounds and its usage in our regular life..                                    |

  
 PRINCIPAL  
 CMR COLLEGE OF ENGG. & TECH.  
 Kandlakoya (V), Medchal Road,  
 Hyderabad-501401.





# CMR COLLEGE OF ENGINEERING & TECHNOLOGY

(Autonomous)

NAAC Accredited Institution with 'A' Grade

Kandlakoya (V), Medchal Road, Hyderabad -501401.

Date: 12 May 2017

To,  
The Coordinator,  
IQAC,  
CMR College of Engineering & Technology.

Respected sir,

Sub: Request to approve the events to be conducted under Naipunya club for A.Y:2017-18.

As per the discussions held earlier with the Sarpanches of the nearby villages and the Minutes of meeting of Naipunya Club held on 03-05-2017 at 02:00 PM in CMR College of Engineering & Technology. (Room number: 102, Block I), all the committee members passed a resolution to conduct the below mentioned events under Naipunya club for the Academic Year 2017-18.

Hence I request you to kindly approve the events to be conducted and also to facilitate us with the resources for the successful completion of the events under Naipunya Club.

| S. No | Name of the Event/Activity   | Date                     | Venue                                   |
|-------|--|--------------------------|---|
| 1     | Hands on exposure on CNC Turning Machine                                     | 15-7-2017 to 17-7-2017   | CMR College of Engineering & Technology |
| 2     | Briefing session on Introduction to MS - Word                                | 22-7-2017                | ZPHS, Muneerabad                        |
| 3     | Training session on General Repairing of Air Condition System- 3 days course | 19-8-2017 to 21-8-2017   | CMR College of Engineering & Technology |
| 4     | Guest lecture on Introduction to PowerPoint Presentation                     | 26-8-2017                | ZPHS, Ravalkole                         |
| 5     | 3 day training on House wiring and repairing                                 | 9-9-2017 to 11-9-2017    | CMR College of Engineering & Technology |
| 6     | 3 day training program on welding  | 14-10-2017 to 16-10-2017 | CMR College of Engineering & Technology |
| 7     | Briefing session on Introduction to Computers                                | 3-2-2018                 | Upper Primary School, Rajbollaram       |
| 8     | Guest lecture on Magnetism and Faradays laws                                 | 3-3-2018                 | ZPHS, Pudur                             |

PRINCIPAL  
CMR COLLEGE OF ENGG. & TECH.  
Kandlakoya (V), Medchal Road,  
Hyderabad-501401.




|    |   |           |                                 |
|----|---|-----------|---------------------------------|
| 9  | Awareness on electrical motors and machines             | 17-3-2018 | Upper Primary School, Yellampet |
| 10 | Briefing session on "Preparation of chemical compounds" | 24-3-2018 | ZPHS, Pudur                     |

Thanking you,

Yours sincerely

Approved  
Dr. J. Srinivasa Rao

Dr. J. Srinivasa Rao  
Convener- Naipunya Club

  
PRINCIPAL  
CMR COLLEGE OF ENGG. & TECH.  
Kandlakoya (V), Medchal Road,  
Hyderabad-501401.



# CMR COLLEGE OF ENGINEERING & TECHNOLOGY

(AUTONOMOUS)

NAAC Accredited Institution with 'A' Grade

Kandlakoya (V), Medchal Road, Hyderabad -501401.

Date: 05-07-2017

To  
The Principal,  
CMR College of Engineering & Technology,  
Hyderabad.

**Through:** Coordinator, IQAC- CMRCET.

Respected sir,

**Subject:** Permission for organizing hands on exposure on CNC Turning Machine – Reg.

As per the discussion held with surpanches of nearby villages, Naipunya Club is planning to organize a hands on exposure on CNC Turning Machine to the unemployed youth of nearby five villages from 15-07-2017 to 17-07-2017 in our campus.

The main objective of this training is to focus on training the unemployed people towards increase in their chance of employment.

Resource person for this training is Mr. D. Ajay, Associate Professor of department of Mechanical Engineering.

Kindly accept the proposal and provide the resources.

The Schedule is enclosed.

Recommended  
Dr. J. Srinivasa Rao  
5/7/17

Dr. J. Srinivasa Rao  
Convener - Naipunya Club,

Approved


05/7/17

PRINCIPAL  
CMR COLLEGE OF ENGG. & TECH.  
Kandlakoya (V), Medchal Road,  
Hyderabad-501401.



Schedule:

| <b>Day 1</b>                   |  |
|--------------------------------|--|
| TIME                           | TOPICS                                   |
| 10:00am-11:30am                | Introduction to CNC Lathe Machine        |
| 11:30am – 11:45am<br>Break     |  |
| 11:45am – 1:15Pm               | Types to CNC Lathe Machine               |
| 1:15pm – 2:00pm<br>Lunch       |  |
| 2:00pm – 4:00pm                | Lathe Mechanisms                         |
| <b>Day 2</b>                   |  |
| 10:00am – 11:30am              | Lathe Applications                       |
| 11:30am – 11:45am<br>Break     |  |
| 11:45am – 1:15pm               | Lab Visit: Briefing of Lathe machines    |
| 1:15pm – 2:00pm<br>Lunch       |  |
| 2:00pm – 4:00pm                | Basic Working on Lathe Machine           |
| <b>Day 3</b>                   |  |
| 9:00am – 1:00pm                | Operating Lathe for Different Operations |
| 1:00pm – 1:30pm<br>Lunch Break |  |
| 1:30pm – 3:00pm                | Safety Measures                          |
| 3:00pm – 4:00pm                | Valedictory Function                     |

  
**PRINCIPAL**  
**CMR COLLEGE OF ENGG. & TECH.**  
 Kandlakoya (V), Medchal Road,  
 Hyderabad-501401.



# CMR COLLEGE OF ENGINEERING & TECHNOLOGY

(AUTONOMOUS)

NAAC Accredited Institution with 'A' Grade

Kandlakoya (V), Medchal Road, Hyderabad -501401.

Date: 09-07-2017


From,  
Principal  
CMR College of Engineering & Technology  
Kandlakoya (V), Medchal Road,  
Hyderabad – 501401

To  
The Sarpanch  
(Kistapur)


Subject: "Request for Heraldic in your village for 3-day Training Session"- Reg.

For the benefit of unemployed youth and for attaining the skill on CNC Turning Machine, I request you to heraldic in your village and encourage the unemployed youth to participate in the skill development program for free of cost.

Thanking You,

  
Major Dr. V. A. Narayana  
Principal

PRINCIPAL  
CMR COLLEGE OF ENGG & TECH.  
Kandlakoya (V), Medchal Road,  
Hyderabad-501401.

  
PRINCIPAL  
CMR COLLEGE OF ENGG. & TECH.  
Kandlakoya (V), Medchal Road,  
Hyderabad-501401.





# CMR COLLEGE OF ENGINEERING & TECHNOLOGY

(AUTONOMOUS)

NAAC Accredited Institution with 'A' Grade

Kandlakoya (V), Medchal Road, Hyderabad -501401.

Date: 09-07-2017

From,  
Principal  
CMR College of Engineering & Technology  
Kandlakoya (V), Medchal Road,  
Hyderabad - 501401


To  
The Sarpanch  
( Pudu v )


Subject: "Request for Heraldic in your village for 3-day Training Session"- Reg.

For the benefit of unemployed youth and for attaining the skill on CNC Turning Machine, I request you to heraldic in your village and encourage the unemployed youth to participate in the skill development program for free of cost.

Thanking You,



  
Major Dr. V. A. Narayana  
Principal  
CMR COLLEGE OF ENGG. & TECH  
Kandlakoya (V), Medchal Road,  
Hyderabad-501401.

  
PRINCIPAL  
CMR COLLEGE OF ENGG. & TECH.  
Kandlakoya (V), Medchal Road,  
Hyderabad-501401.





# CMR COLLEGE OF ENGINEERING & TECHNOLOGY

(AUTONOMOUS)

NAAC Accredited Institution with 'A' Grade  
Kandlakoya (V), Medchal Road, Hyderabad -501401.

Date: 09-07-2017

From,  
Principal  
CMR College of Engineering & Technology  
Kandlakoya (V), Medchal Road,  
Hyderabad – 501401

To  
The Sarpanch  
(Raval Kote)

Subject: "Request for Heraldic in your village for 3-day Training Session"- Reg.

For the benefit of unemployed youth and for attaining the skill on CNC Turning Machine, I request you to heraldic in your village and encourage the unemployed youth to participate in the skill development program for free of cost.

Thanking You,



Major Dr. V. A. Narayana  
Principal  
PRINCIPAL  
CMR COLLEGE OF ENGG. & TECH.  
Kandlakoya (V), Medchal Road,  
Hyderabad-501401.

PRINCIPAL  
CMR COLLEGE OF ENGG. & TECH.  
Kandlakoya (V), Medchal Road,  
Hyderabad-501401.





# CMR COLLEGE OF ENGINEERING & TECHNOLOGY

(AUTONOMOUS)

NAAC Accredited Institution with 'A' Grade

Kandlakoya (V), Medchal Road, Hyderabad -501401.

Date: 09-07-2017


From,  
Principal  
CMR College of Engineering & Technology  
Kandlakoya (V), Medchal Road,  
Hyderabad - 501401

To  
The Sarpanch  
*(Yellempet)*

Subject: "Request for Heraldic in your village for 3-day Training Session"- Reg.

For the benefit of unemployed youth and for attaining the skill on CNC Turning Machine, I request you to heraldic in your village and encourage the unemployed youth to participate in the skill development program for free of cost.

Thanking You,



*(Signature)*  
Major **Dr. V. IAN Narayana**  
Principal  
CMR COLLEGE OF ENGINEERING & TECH.  
Kandlakoya (V), Medchal Road  
Hyderabad-501401.

*(Signature)*  
**PRINCIPAL**  
CMR COLLEGE OF ENGG. & TECH.  
Kandlakoya (V), Medchal Road,  
Hyderabad-501401.





# CMR COLLEGE OF ENGINEERING & TECHNOLOGY

(AUTONOMOUS)

NAAC Accredited Institution with 'A' Grade  
Kandlakoya (V), Medchal Road, Hyderabad -501401.

Date: 09-07-2017

From,  
Principal  
CMR College of Engineering & Technology  
Kandlakoya (V), Medchal Road,  
Hyderabad – 501401

To  
The Sarpanch  
(Raj Bollavam)

Subject: "Request for Heraldic in your village for 3-day Training Session"- Reg.

For the benefit of unemployed youth and for attaining the skill on CNC Turning Machine, I request you to heraldic in your village and encourage the unemployed youth to participate in the skill development program for free of cost.

Thanking You,



PRINCIPAL  
CMR COLLEGE OF ENGG. & TECH.  
Kandlakoya (V), Medchal Road,  
Hyderabad-501401  
Major Dr. V. A. Narayana  
Principal

PRINCIPAL  
CMR COLLEGE OF ENGG. & TECH.  
Kandlakoya (V), Medchal Road,  
Hyderabad-501401.





# CMR College of Engineering & Technology

Kandlakoya, Medchal Road, Hyderabad -501401

3-Day

HANDS ON EXPOSURE ON

**CNC TURNING MACHINE**

CNC టర్నింగ్ మెషిన్  
శిక్షణ కార్యక్రమం

For Unemployed Youth

**15/07/2017 to 17/07/2017**

Organized by

**NAIPUNYA CLUB**

**CMR College of Engineering & Technology**

Kandlakoya, Medchal Road, Hyderabad -501401

*PRINCIPAL*  
*CMR COLLEGE OF ENGG. & TECH.*  
*Kandlakoya (V), Medchal Road,*  
*Hyderabad-501401.*



## Hands on Exposure on CNC Turning Machine - 3 days Course

### CONTENT

#### Overview of Numerical Control

A new technique for controlling the machine / production tools, the Numerical Control (NC) was developed in mid 50's. Prior to this, all the machine / production tools were manually operated and controlled. Quality of the products produced by manually operated machines is totally dependent on the skills and mind status of the human operator. Numerical control machines are more accurate than manually operated machines, can produce components more uniformly, faster and in the long-run tooling costs are smaller but the initial investment is higher.

Numerical Control (NC) has been defined by the Electronic industries Association (EIA) as 'a system in which actions are controlled by direct insertion of numerical data at some point'. This system automatically interprets symbolic instructions (numerical data) to control machine tools and other manufacturing systems. Symbolic instructions or the numerical data required to produce a part is called a 'part program'.

Traditionally, in "the NC machining, part drawing of the component to be machined is studied by the NC programmer who translates the information on the drawing to the necessary programme which issues operational instructions to the machine tools. The programme represents the path or action at every moment that the machine tool must take to properly machine the part as described by the engineering drawing.

In the initial stages of NC development the programmed instructions stored on punched tapes were interpreted by electromechanical tape readers connected to the machine tool. The main problem with tapes was that it was very difficult to change the instructions on the tape. Even to make very minor instructions in the programme, new tape had to be made in addition to interrupting machining. Operations. Another draw-back of using the tapes was that they had to be run as many times as the number of components required, which decreased the life of tape.

With rapid developments in computer technology and its capabilities, the problems associated with punched paper/plastic tape were solved. Rapid development in computer technology extended numerical control (NC) to direct numerical control (dNC), computer numerical control (CNC) and distributed numerical control (DNC).

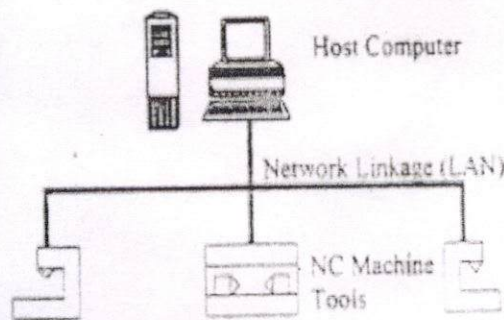


Fig. 15.13 Direct numerical control.

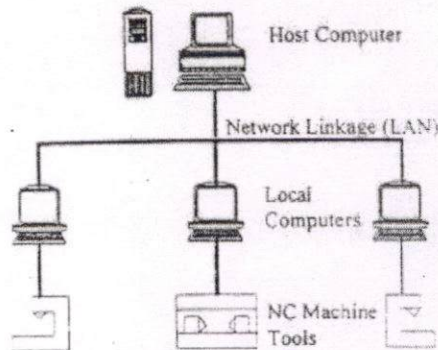


Fig. 15.14 Distributed numerical control.

The problems faced by NC lead to the development of a concept known as direct numerical control (dNC) which eliminates the use of tape as a medium of carrying the programmed instructions. In dNC many machine tools are connected to a host computer through a data transmission link as shown in Fig. 15.13. Here, the NC programmes required to operate the machines are stored in the host computer and are fed to the machine tool connected through the data transmission lines. Even though dNC eliminates the use of tape, it will suffer whenever the host computer goes down. This shortfall of dNC led to the development of computer numerical control (CNC) which allowed NC machines at remote locations to be connected to the host computer.

Distributed numerical control (Fig. 15.14) was developed by combining the positive point of both direct numerical control (dNC) and computer numerical control (CNC). Hence, in distributed numerical control (DNC) both host and local computers are present at individual machine tool. Here host computers are used as main storage devices and programmes are downloaded to the mini-computers present at various machines where they are stored or transmitted to the NC machines. Mini-computer controllers also serve as back-up memory whenever the host computer is down. Therefore, the NC machines do not have to be down when the host computer is down. An effective data transmission network from the host computer to the micro-computer controls the NC machines and is key to the success of distributed numerical control systems. In rest of this book, NC is used as synonym for CNC. Various components present in NC machine tool are:

- . Machine tool
- . Machine Control Unit (MCU)
- . Communication interface and accessories

The machine tool may be any type of machine tool used in the manufacturing industry. Machine control unit (MCU) is the control unit that reads and interprets the numerical data/part programmed from the tap or any other media and passes on this information in the form of electrical signals to various activators / drive mechanisms of the machine to operate the machine tool in the desired way.

PRINCIPAL  
CMR COLLEGE OF ENGG. & TECH.  
Kandlakoya (V), Medchal Road,  
Hyderabad-501401.



NC PART PROGRAMMING

Coordinate Systems

In an NC system, each axis of motion is equipped with a separate driving source that replaces the hand wheel of the conventional machine. The driving source can be a DC motor, a stepping motor, or a hydraulic actuator. The source selected is determined mainly based on the precision requirements of the machine, as described in Chapter 9.

The relative movement between tools and workpieces is achieved by the motion of the machine tool slides. The three main axes of motion are referred to as the X, Y, and Z axes. The Z axis is perpendicular to both the X and Y axes in order to create a right-hand coordinate system, as shown in Figure 10.1. A positive Motion in the Z direction moves the cutting tool away from the workpiece. This is detailed as follows:

Z AXIS

1. On a workpiece -rotating machine, such as a lathe, the Z axis is parallel in the spindle, and the positive Motion moves the tool away from the workpiece (figure 10.2).
2. On a tool-rotating machine, such as a milling or boring machine, the Z axis is parallel to the tool axis, and the positive motion moves the tool away from the workpiece (Figures 10.3 and 10.4).
3. On other machines, such as a press, a planing machine, or shearing machine, the Z axis is perpendicular to the tool set, and the positive motion increases the distance between the tool and the workpiece.

X AXIS

1. On a lathe, the X axis is the direction of tool movement, and the positive motion moves the tool away from the workpiece
2. On a horizontal milling machine, the X axis is parallel to the table.
3. On a vertical milling machine, the positive X axis points to the right when the programmer is facing the machine.

The Y axis is the axis left in a standard Cartesian coordinate system.




Figure 10.1 A right-hand coordinate system. (Y. Kwon, Computer Control of Manufacturing Systems, McGraw-Hill, 1981)

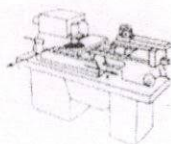


Figure 10.2 Coordinate system for a lathe. (Y. Kwon, Computer Control of Manufacturing Systems, McGraw-Hill, 1981)

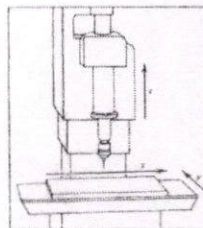


Figure 10.3 Coordinate system for a mill. (Y. Kwon, Computer Control of Manufacturing Systems, McGraw-Hill, 1981)



Figure 10.4 Coordinate system for a mill. (Y. Kwon, Computer Control of Manufacturing Systems, McGraw-Hill, 1981)

NC Program Storage Media

Modern CNC controllers provide several ways of transferring data. Perhaps the most typical data-communication methods used to transfer part program files is an RS-232C interface (see Chapter 8). An NC part program is stored in a file on a computer or a CNC controller. The file download (or upload) can be initiated by setting up a transfer mode on the CNC controller. On the other side of the communication cable is a computer that sends or receives data byte by byte. The operator must start and end the data-transfer process on both the CNC controller and the computer. Some machines use higher-level protocols to ensure an error-free data transfer. Two of the higher-level protocols used are Kermit and Xmodem. Kermit and Xmodem are widely accepted in the computer-to-computer telecommunication file-transfer process. These protocols allow the file transfer to be controlled by either the computer or the controller. The computer can send and retrieve data directly.

Some machines also provide local-area network (LAN) instead of serial communication. Ethernet and MAP are two technologies used. Some CNC controllers allow the entire controller function to be initiated from a remote computer through the data-communication network.

PRINCIPAL  
 CMP COLLEGE OF ENGG. & TECH  
 Kandlakoya (V), Medchal Road,  
 Hyderabad-501401.



## G CODES

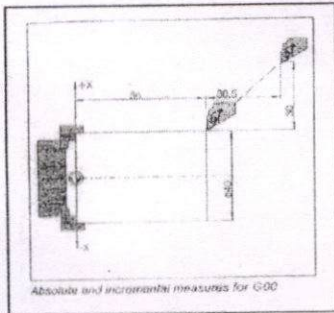
|     |                            |        |                             |
|-----|----------------------------|--------|-----------------------------|
| G00 | Rapid traverse             | G40    | Cutter compensation cancel  |
| G01 | Linear interpolation       | G41    | Cutter compensation left    |
| G02 | Circular interpolation CW  | G42    | Cutter compensation right   |
| G03 | Circular interpolation CCW | G70    | Inch format                 |
| G04 | Dwell                      | G71    | Metric format               |
| G08 | Acceleration               | G74    | Full-circle programming off |
| G09 | Deceleration               | G75    | Full-circle programming on  |
| G17 | X-Y plane                  | G80    | Fixed-cycle cancel          |
| G18 | Z-X Plane                  | G81-89 | Fixed cycles                |
| G19 | Y-Z Plane                  | G90    | Absolute dimension program  |
|     |                            | G91    | Incremental dimension       |

## M-CODES

|     |                |     |                  |
|-----|----------------|-----|------------------|
| M00 | Program stop   | M06 | Tool change      |
| M01 | Optional stop  | M07 | Flood coolant on |
| M02 | End of program | M08 | Mist coolant on  |
| M03 | Spindle CW     | M09 | Coolant off      |
| M04 | Spindle CCW    | M30 | End of tape      |

## LATHE

### Description of G Commands



#### G00 Positioning (Rapid Traverse)

Format

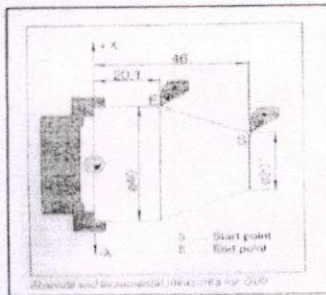
N.... G00 X(U)....Z(W)....

The slides are traversed at maximum speed to the Programmed target point

Incremental and absolute commands can be used at the same time.

Note

- A programmed feed F will be suppressed while G00
- The maximum feed is defined by the producer of the machine.
- The feed override switch is limited to 100%



#### G01 Linear Interpolation (Feed)

Format

N.... G01 X(U)....Z(W)....F...

Linear slide movements (face, longitudinal, taper turning) at the programmed feedrate.

#### COURSE OUTCOME

1. able to Estimate machining time
2. able to calculate forces during orthogonal metal cutting.
3. able to implement the knowledge of machining processes in Manufacturing Industries.
4. able to Differentiate chip forming processes

PRINCIPAL  
 CMR COLLEGE OF ENGG. & TECH.  
 Kandlakoya (V), Medchal Road,  
 Hyderabad-501401.



**Report on**  
**Hands on Exposure on CNC Turning Machine**  
**Under**  
**UNEMPLOYED YOUTH SKILL DEVELOPMENT PROGRAM**

Date: 15-07-2017 to 17-07-2017,

Time: 9 am to 4.00 pm

Venue: CMR College of Engineering & Technology

**Event report:**

IQAC have organized a unemployed youth skill development program on Lathe Machine to the unemployed youth of nearby five villages. The main objective of this training is to focus on training the unemployed people towards increase in their chance of employment.

In these three days the trainees are explained by Lathe machine introduction, Types of Lathe machines, Mechanisms of Lathe machines, Applications of lathe machines.

We explained about Computer Numerical Control, Absolute coordinate system, Incremental coordinate system, G-Codes, M-Codes.

At the time of visit to the lab we explained the practical parts of lathe machines and the mechanisms were shown to them.

Then we showed how to work on lathe machines with safety precautions. They were given by designs of work to be turned and under the guidance of lab assistants the operations were conducted.

**No. of Participants attended the session: 10**

**Venue: CAPD/CAD/CAM Lab, CMRCET**

**Overall Feedback:** As per discussion with the people involved in the session, the topic covered was appreciated by most of the participants and requested to arrange such hands on with advancements in the future also.


**Outcome:** Participants are in a situation to estimate the working methods on lathe and appropriate techniques for better utilization of Machine.

**PRINCIPAL**  
**CMR COLLEGE OF ENGG. & TECH.**  
Kandlakoya (V), Medchal Road,  
Hyderabad-501401.



Attendance sheet:

| S.No | Name                | Signature           |
|------|---------------------|---------------------|
| 1    | G. Kumara Swamy     | G. Kumar            |
| 2    | E. Rama Krishna     | E. Rama             |
| 3    | I. Malleshwar       | I. Malleshwar       |
| 4    | G. abhaya           | G. abhaya           |
| 5    | G. Venkateshwar Rao | G. Venkateshwar Rao |
| 6    | K. V. REDDY         | K. V. REDDY         |
| 7    | G. satyanarayana    | G. satyanarayana    |
| 8    | K. Ramesh           | K. Ramesh           |
| 9    | K. Sai praham       | K. Sai praham       |
| 10   |                     |                     |
| 11   |                     |                     |
| 12   |                     |                     |
| 13   |                     |                     |
| 14   |                     |                     |
| 15   |                     |                     |

  
**PRINCIPAL**  
**CMR COLLEGE OF ENGG. & TECH.**  
 Kandlakoya (V), Medchal Road,  
 Hyderabad-501401.



FEEDBACK FORM

Name of the Presenter: D. AJAY

Date: 17/7/2017

Program: CNC MACHINE

[1- Very Poor (చాలా తక్కువ నాణ్యత), 2-Poor (తక్కువ నాణ్యత), 3-Average (సగటు), 4 - Good (ఉత్తమమైన), 5-Excellent (శ్రేష్ఠమైన)]

1. How would you rate the usefulness of the training?

శిక్షణ యొక్క ఉపయోగాన్ని మీరు ఎలా రేట్ చేస్తారు?

(1 2 3 4 5)

2. How would you rate resource person knowledge in the training?

శిక్షణలో రిసోర్స్ పర్సన్ జ్ఞానాన్ని మీరు ఎలా రేట్ చేస్తారు?

(1 2 3 4 5)

3. How would you rate the resource person method of teaching & planning?

మీరు బోధన & ప్రణాళిక యొక్క రిసోర్స్ పర్సన్ పద్ధతిని ఎలా రేట్ చేస్తారు?

(1 2 3 4 5)

4. How would you rate the pace of the presentation?

ప్రదర్శన యొక్క వేగాన్ని మీరు ఎలా రేట్ చేస్తారు?

1. Too fast (చాలా వేగంగా) 2. Too slow ( చాలా నెమ్మదిగా) 3. Just right(సరిగ్గా)

5. Is this training session will help for self employment for you?

(ఈ శిక్షణ మీ కోసం స్వయం ఉపాధికి సహాయపడుతుందా)?

1. Yes (అవును) 2. No (కాదు)

6. Any suggestions on training programme.

(శిక్షణా కార్యక్రమంపై ఏదైనా సూచనలు)

చాలా సచ్చింది. ఇలాంటివి  
అత్యవసరం

**PRINCIPAL**  
**CMR COLLEGE OF ENGG. & TECH.**  
Kandlakoya (V), Medchal Road,  
Hyderabad-501401.



PRINCIPAL  
 CMR COLLEGE OF ENGG. & TECH.  
 Kandlakoya (V), Medchal Road,  
 Hyderabad-501401.

FEEDBACK FORM

Name of the Presenter: D. May

Date: 17/4/2019

Program: సీ.ఎస్.సి. డిప్లొమా

[1- Very Poor (చాలా తక్కువ నాణ్యత), 2-Poor (తక్కువ నాణ్యత), 3-Average (సరిగ్గా), 4 - Good (ఉత్తమమైన), 5-Excellent (శ్రేష్ఠమైన)]

1. How would you rate the usefulness of the training?

శిక్షణ యొక్క ఉపయోగాన్ని మీరు ఎలా రేట్ చేస్తారు?

(1) 2 3 4 (5)

2. How would you rate resource person knowledge in the training?

శిక్షణలో రిసోర్స్ పర్సన్ ఖాసాగా మీరు ఎలా రేట్ చేస్తారు?

(1) 2 3 4 (5)

3. How would you rate the resource person method of teaching & planning?

మీరు బోధన & ప్రణాళిక యొక్క రిసోర్స్ పర్సన్ పద్ధతినీ ఎలా రేట్ చేస్తారు?

(1) 2 3 4 (5)

4. How would you rate the pace of the presentation?

ప్రదర్శన యొక్క వేగాన్ని మీరు ఎలా రేట్ చేస్తారు?

1. Too fast (చాలా వేగంగా) 2. Too slow (చాలా నెమ్మదిగా) 3. Just right (సరిగ్గా)

5. Is this training session will help for self employment for you?

(ఈ శిక్షణ మీ కోసం స్వయం ఉపాధికి సహాయపడుతుందా?)

(1) Yes (అవును) 2. No (కాదు)

6. Any suggestions on training programme.

(శిక్షణా కార్యక్రమంపై ఏదైనా సూచనలు)

.....



FEEDBACK FORM

Name of the Presenter: D. Ajay

Program: CNC Machine

[1 - Very Poor (చాలా తక్కువ నాణ్యత), 2 - Poor (తక్కువ నాణ్యత), 3 - Average (సగటు), 4 - Good (ఉత్తమమైన), 5 - Excellent (శ్రేష్ఠమైన)]

1. How would you rate the usefulness of the training?

శిక్షణ యొక్క ఉపయోగాన్ని మీరు ఎలా రేట్ చేస్తారు?

(1 2 3 4 5) 4

2. How would you rate resource person knowledge in the training?

శిక్షణలో రిసోర్స్ పర్సన్ ఖాసాగా మీరు ఎలా రేట్ చేస్తారు?

(1 2 3 4 5) 4

3. How would you rate the resource person method of teaching & planning?

మీరు బోధన & ప్రణాళిక యొక్క రిసోర్స్ పర్సన్ పద్ధతిని ఎలా రేట్ చేస్తారు?

(1 2 3 4 5) 4

4. How would you rate the pace of the presentation?

ప్రదర్శన యొక్క వేగాన్ని మీరు ఎలా రేట్ చేస్తారు?

1. Too fast (చాలా వేగంగా) 2. Too slow (చాలా నెమ్మదిగా) 3. Just right (సరిగ్గా)

5. Is this training session will help for self employment for you?

(ఈ శిక్షణ మీ కోసం స్వయం ఉపాధి సహాయపడుతుందా?)

1. Yes (అవును) 2. No (కాదు)

6. Any suggestions on training programme.

(శిక్షణ కార్యక్రమంపై ఏదైనా సూచనలు)

చాలా ఉపయోగపడుతుంది

PRINCIPAL  
CMR COLLEGE OF ENGG. & TECH.  
Kandlakoya (V), Medchal Road,  
Hyderabad-501401.

Date: 17-7-2017



FEEDBACK FORM

Name of the Presenter: D. Ajay

Date: 17/7/17

Program: CNC Machine

[1- Very Poor (చాలా తక్కువ నాణ్యత), 2-Poor (తక్కువ నాణ్యత), 3-Average (సగటు), 4 - Good (ఉత్తమమైన), 5-Excellent (శ్రేష్ఠమైన)]

1. How would you rate the usefulness of the training?

శిక్షణ యొక్క ఉపయోగాన్ని మీరు ఎలా రేట్ చేస్తారు?

(1 2 3 4 5) ✓

2. How would you rate resource person knowledge in the training?

శిక్షణలో రిసోర్స్ పర్సన్ జ్ఞానాన్ని మీరు ఎలా రేట్ చేస్తారు?

(1 2 3 4 5) ✓

3. How would you rate the resource person method of teaching & planning?

మీరు బోధన & ప్రణాళిక యొక్క రిసోర్స్ పర్సన్ పద్ధతిని ఎలా రేట్ చేస్తారు?

(1 2 3 4 5) ✓

4. How would you rate the pace of the presentation?

ప్రదర్శన యొక్క వేగాన్ని మీరు ఎలా రేట్ చేస్తారు?

1. Too fast (చాలా వేగంగా) 2. Too slow (చాలా నెమ్మదిగా) ✓ 3. Just right (సరిగ్గా)

5. Is this training session will help for self employment for you?

(ఈ శిక్షణ మీ కోసం స్వయం ఉపాధికి సహాయపడుతుందా?)

✓ 1. Yes (అవును) 2. No (కాదు)

6. Any suggestions on training programme.

(శిక్షణా కార్యక్రమంపై ఏదైనా సూచనలు)

బిలాంతలలితి బింకా జరిపించాలి దను

PRINCIPAL  
CMR COLLEGE OF ENGG. & TECH.  
Kandlakoya (V), Medchal Road,  
Hyderabad-501401.



FEEDBACK FORM

Name of the Presenter: D. A Jay

Date: 17/7/2017

Program: CNC machine

[1- Very Poor (చాలా తక్కువ నాణ్యత), 2-Poor (తక్కువ నాణ్యత), 3-Average (సగటు), 4 - Good (ఉత్తమమైన), 5- Excellent (శ్రేష్ఠమైన)]

1. How would you rate the usefulness of the training?

శిక్షణ యొక్క ఉపయోగాన్ని మీరు ఎలా రేట్ చేస్తారు?

(1 2 3 4 5) ✓

2. How would you rate resource person knowledge in the training?

శిక్షణలో రిసోర్స్ పర్సన్ జ్ఞానాన్ని మీరు ఎలా రేట్ చేస్తారు?

(1 2 3 4 5) ✓

3. How would you rate the resource person method of teaching & planning?

మీరు బోధన & ప్రణాళిక యొక్క రిసోర్స్ పర్సన్ పద్ధతిని ఎలా రేట్ చేస్తారు?

(1 2 3 4 5) ✓

4. How would you rate the pace of the presentation?

ప్రదర్శన యొక్క వేగాన్ని మీరు ఎలా రేట్ చేస్తారు?

1. Too fast (చాలా వేగంగా) ✓ 2. Too slow ( చాలా నెమ్మదిగా) 3. Just right(సరిగ్గా)

5. Is this training session will help for self employment for you?

(ఈ శిక్షణ మీ కోసం స్వయం ఉపాధికి సహాయపడుతుందా)?

✓ Yes (అవును) 2. No (కాదు)

6. Any suggestions on training programme.

(శిక్షణా కార్యక్రమంపై ఏదైనా సూచనలు)

నిలాంబూ కార్మిక శ్రమలు పెట్టాలి

PRINCIPAL  
CMR COLLEGE OF ENGG. & TECH.  
Kandlakoya (V), Medchal Road,  
Hyderabad-501401.



## FEEDBACK FORM

Name of the Presenter: D. అశోక్

Date: 17/7/2019

Program: సి.యస్.సి. సెషన్

[1-Very Poor (చాలా తక్కువ నాణ్యత), 2-Poor (తక్కువ నాణ్యత), 3- Average (సగటు), 4- Good (ఉత్తమమైన), 5-Excellent (శ్రేష్ఠమైన)]

1. How would you rate the usefulness of the training?

శిక్షణ యొక్క ఉపయోగాన్ని మీరు ఎలా రేట్ చేస్తారు?

(1 2 3 4 5)

2. How would you rate resource person knowledge in the training?

శిక్షణలో రిసోర్స్ పర్సన్ జ్ఞానాన్ని మీరు ఎలా రేట్ చేస్తారు?

(1 2 3 4 5)

3. How would you rate the resource person method of teaching & planning?

మీరు బోధన & ప్రణాళిక యొక్క రిసోర్స్ పర్సన్ పద్ధతిని ఎలా రేట్ చేస్తారు?

(1 2 3 4 5)

4. How would you rate the pace of the presentation?

ప్రదర్శన యొక్క వేగాన్ని మీరు ఎలా రేట్ చేస్తారు?

1. Too fast (చాలా వేగంగా) 2. Too slow (చాలా నెమ్మదిగా) 3. Just right (సరిగ్గా)

5. Is this training session will help for self employment for you?

(ఈ శిక్షణ మీ కోసం స్వయం ఉపాధికి సహాయపడుతుందా?)

1. Yes (అవును) 2. No (కాదు)

6. Any suggestions on training programme.

(శిక్షణా కార్యక్రమంపై ఏదైనా సూచనలు)

చాలా ఉత్తమం అనిపించింది. ఇలాంటి కార్యక్రమాలు  
సాగించండి.

**PRINCIPAL**  
**CMR COLLEGE OF ENGG. & TECH.**  
Kandlakoya (V), Medchal Road,  
Hyderabad-501401.



## FEEDBACK FORM

Name of the Presenter: D. AJAY

Date: 17/7/2017

Program: CNC Machine

[1- Very Poor (చాలా తక్కువ నాణ్యత), 2-Poor (తక్కువ నాణ్యత), 3-Average (సగటు), 4 - Good (ఉత్తమమైన), 5-Excellent (శ్రేష్ఠమైన)]

1. How would you rate the usefulness of the training?

శిక్షణ యొక్క ఉపయోగాన్ని మీరు ఎలా రేట్ చేస్తారు?

(1 2 3 4 5)

2. How would you rate resource person knowledge in the training?

శిక్షణలో రిసోర్స్ పర్సన్ జ్ఞానాన్ని మీరు ఎలా రేట్ చేస్తారు?

(1 2 3 4 5)

3. How would you rate the resource person method of teaching & planning?

మీరు బోధన & ప్రణాళిక యొక్క రిసోర్స్ పర్సన్ పద్ధతిని ఎలా రేట్ చేస్తారు?

(1 2 3 4 5)

4. How would you rate the pace of the presentation?

ప్రదర్శన యొక్క వేగాన్ని మీరు ఎలా రేట్ చేస్తారు?

1. Too fast (చాలా వేగంగా) 2. Too slow (చాలా నెమ్మదిగా) 3. Just right (సరిగ్గా)

5. Is this training session will help for self employment for you?

(ఈ శిక్షణ మీ కోసం స్వయం ఉపాధికి సహాయపడుతుందా?)

1. Yes (అవును) 2. No (కాదు)

6. Any suggestions on training programme.

(శిక్షణా కార్యక్రమంపై ఏదైనా సూచనలు)

ఇలాంటివి మాకు చాలా అవసరము.

PRINCIPAL  
CMR COLLEGE OF ENGG. & TECH.  
Kandlakoya (V), Medchal Road,  
Hyderabad-501401.



FEEDBACK FORM

Name of the Presenter: D. AJAY.

Date: 17-7-2017.

Program: C.N.C Machine.

[1- Very Poor (చాలా తక్కువ నాణ్యత), 2-Poor (తక్కువ నాణ్యత), 3-Average (సగటు), 4 - Good (ఉత్తమమైన), 5-Excellent (శ్రేష్ఠమైన)]

1. How would you rate the usefulness of the training?

శిక్షణ యొక్క ఉపయోగాన్ని మీరు ఎలా రేట్ చేస్తారు?

(1 2 3 4 5)

2. How would you rate resource person knowledge in the training?

శిక్షణలో రిసోర్స్ పర్సన్ జ్ఞానాన్ని మీరు ఎలా రేట్ చేస్తారు?

(1 2 3 4 5)

3. How would you rate the resource person method of teaching & planning?

మీరు బోధన & ప్రణాళిక యొక్క రిసోర్స్ పర్సన్ పద్ధతిని ఎలా రేట్ చేస్తారు?

(1 2 3 4 5)

4. How would you rate the pace of the presentation?

ప్రదర్శన యొక్క వేగాన్ని మీరు ఎలా రేట్ చేస్తారు?

1. Too fast (చాలా వేగంగా) 2. Too slow ( చాలా నెమ్మదిగా) 3. Just right(సరిగ్గా)

5. Is this training session will help for self employment for you?

(ఈ శిక్షణ మీ కోసం స్వయం ఉపాధికి సహాయపడుతుందా)?

1. Yes (అవును) 2. No (కాదు)

6. Any suggestions on training programme.

(శిక్షణా కార్యక్రమంపై ఏదైనా సూచనలు)

యొక్క నకి చాలా బాగుంది ఇంకా

అందరికీ అభివృద్ధి

PRINCIPAL  
CMR COLLEGE OF ENGG. & TECH.  
Kandlakoya (V), Medchal Road,  
Hyderabad-501401.



FEEDBACK FORM

Name of the Presenter: వి. రావుల

Date: 17/7/2017

Program: సి.ఎన్.సి యుజిఎ

[1- Very Poor (చాలా తక్కువ నాణ్యత), 2-Poor (తక్కువ నాణ్యత), 3-Average (సగటు), 4 - Good (ఉత్తమమైన), 5-Excellent (శ్రేష్ఠమైన)]

1. How would you rate the usefulness of the training?

శిక్షణ యొక్క ఉపయోగాన్ని మీరు ఎలా రేట్ చేస్తారు?

(1 2 3 4 5) ✓

2. How would you rate resource person knowledge in the training?

శిక్షణలో రిసోర్స్ పర్సన్ జ్ఞానాన్ని మీరు ఎలా రేట్ చేస్తారు?

(1 2 3 4 5) ✓

3. How would you rate the resource person method of teaching & planning?

మీరు బోధన & ప్రణాళిక యొక్క రిసోర్స్ పర్సన్ పద్ధతిని ఎలా రేట్ చేస్తారు?

(1 2 3 4 5) ✓

4. How would you rate the pace of the presentation?

ప్రదర్శన యొక్క వేగాన్ని మీరు ఎలా రేట్ చేస్తారు?

1. Too fast (చాలా వేగంగా) 2. Too slow ( చాలా నెమ్మదిగా) 3. Just right(సరిగ్గా) ✓

5. Is this training session will help for self employment for you?

(ఈ శిక్షణ మీ కోసం స్వయం ఉపాధికి సహాయపడుతుందా)?

1. Yes (అవును) 2. No (కాదు)

6. Any suggestions on training programme.

(శిక్షణా కార్యక్రమంపై ఏదైనా సూచనలు)

.....  
.....  
.....

PRINCIPAL  
CMR COLLEGE OF ENGG. & TECH.  
Kandlakoya (V), Medchal Road,  
Hyderabad-501401.





# CMR COLLEGE OF ENGINEERING & TECHNOLOGY

(AUTONOMOUS)

NAAC Accredited Institution with 'A' Grade  
Kandlakoya (V), Medchal Road, Hyderabad -501401.

Ref - 15.

Date: 10-07-2017

To

The Principal,  
CMR College of Engineering & Technology,  
Hyderabad.

**Through:** Coordinator, IQAC, CMR College of Engineering & Technology.

Respected sir,

**Subject:** Approval for organizing a "**BRIEFING SESSION ON INTRODUCTION TOMS – WORD**" for IX class students, ZPHS Muneerabad – Reg.

As per the request received from Head Master, ZPHS Muneerabad, We are willing to organize a 1-day guest lecture through NAIPUNYA Club. The topic of the guest lecture is "**BRIEFING SESSION ON INTRODUCTION TO MS – WORD**" for IX class students, on **22-07-2017** at ZPHS Muneerabad. The main objective of this lecture is to enhance the skill set of the school students.

**Resource persons for this training were:**

1. CHITLA SIDDARTHA, 15H51A0411, B.TECH, ECE III Year, CMRCET.
2. SAHITHI BONDUGULA, 15H51A04P2, B.TECH, ECE III Year, CMRCET.
3. J VIJAYA KRISHNA SAMEERAJ, 15H51A0585, B.TECH, CSE III Year, CMRCET.
4. EARVA KIRANMAI, 16H55A0506, B.TECH, CSE III Year, CMRCET.
5. G S AKHIL, 15H51A04D4, B.TECH, ECE III Year, CMRCET.

**The objectives of the guest lecture are, to make students to:**

- Examine the basic features of MS – Word, Illustrate the format text and styles.
- Outline the features such as create, edit, save, and print documents to include documents with lists and tables.
- Classify header, footer, adding footnote to a document.
- Add a graphic to a document.
- Compare the use of Spelling and Grammar Checker as well as Microsoft Help.
- Create the documents using functions such as find and replace; cut, copy, replace.

Kindly accept the proposal.

Recommended

10/7/17

**Dr. A. KOTISHWAR**  
MBA, B.Com, M.Phil., Ph.D.  
Head of the Department

Dept. of Master of Business Administration  
CMR College of Engineering & Technology

HODs (CSE, ECE) & Convener

1) Permitted  
2) Attitude may be taken to above students

PRINCIPAL  
CMR COLLEGE OF ENGG. & TECH.  
Kandlakoya (V), Medchal Road,  
Hyderabad-501401.

Dr. J. Srinivasa Rao  
Convener - Naipunya Club  
CMRCET.

10/7/17





# CMR COLLEGE OF ENGINEERING & TECHNOLOGY

(AUTONOMOUS)

NAAC Accredited Institution with 'A' Grade  
Kandlakoya (V), Medchal Road, Hyderabad -501401.

15-07-2017

Hyderabad

To

Head Master,  
ZPHS Muneerabad,  
MEDCHAL.

Sir,

Sub: Willingness to conduct a Guest Lecture on **“BRIEFING SESSION ON INTRODUCTION TO MS – WORD”** by CMRCET B. Tech students *-Regarding*

As per the earlier discussion over telephonic call, I bring to your kind notice that students of CMRCET are interested in conducting a guest lecture session to the students of ZPHS Muneerabad. Our students are well versed with the MS-WORD and are willing to take a session on the same to your students which will be good takeaway for the school students.

In this regard, I request you to provide an opportunity for our students. I also request you to provide the following particulars.

1. Computer System
2. LCD Projector
3. Digital Classroom



*(Handwritten signature in blue ink)*  
**PRINCIPAL**  
CMR COLLEGE OF ENGG. & TECH.  
Kandlakoya (V), Medchal Road,  
Hyderabad-501401.

*(Handwritten signature in black ink)*  
Major. Dr. V. A. Narayana  
Principal  
CMRCET

**PRINCIPAL**  
CMR COLLEGE OF ENGG. & TECH.  
Kandlakoya (V), Medchal Road,  
Hyderabad-501401.



**A REPORT**  
**Of**  
***BRIEFING SESSION ON INTRODUCTION TO MS – WORD***  
**(Conducted by Naipunya Club)**

Naipunya Club of CMR College of Engineering & Technology has conducted a Guest Lecture on *INTRODUCTION OF MS- Word* for IX class students at ZPHS Muneerabad on 22-07-2017. The speakers of the lecture were given below.


1. CHITLA SIDDARTHA, 15H51A0411, B.TECH, ECE III Year, CMRCET.
2. SAHITHI BONDUGULA, 15H51A04P2, B.TECH, ECE III Year, CMRCET.
3. J VIJAYA KRISHNA SAMEERAJ, 15H51A0585, B.TECH, CSE III Year, CMRCET.
4. EARVA KIRANMAI, 16H55A0506, B.TECH, CSE III Year, CMRCET.
5. G S AKHIL, 15H51A04D4, B.TECH, ECE III Year, CMRCET.

In this lecture, the speakers discussed how to use, create, format and advance options in MS- Word. 30 students participated in the session. All the participants actively involved in the session. They were given exposure to the basics of computers in detailed.

***Key points discussed in the session are:***

- ✓ Creation of document.
- ✓ Edit, save the document.
- ✓ Print the document.
- ✓ Inserting the picture, clip art, shapes, charts in the document
- ✓ Header, Footer, Page number
- ✓ Break, watermark, page border
- ✓ Cut, copy, paste, replace.

**Outcome:** Students are able to create the MS-Word document and able to use the options of MS-WORD which is useful for the development of project documentation skills.



**PRINCIPAL**  
**CMR COLLEGE OF ENGG. & TECH.**  
Kandlakoya (V), Medchal Road,  
Hyderabad-501401.



# BRIEFING SESSION ON INTRODUCTION TO MS – WORD

Date: 22-07-2017

| S.No | Name     | Signature |
|------|----------|-----------|
| 1.   | Karuna   | Karuna    |
| 2.   | Ravi     | Ravi      |
| 3.   | Sri      | Sri       |
| 4.   | Santoshi | Santoshi  |
| 5.   | Lahari   | Lahari    |
| 6.   | Sri      | Sri       |
| 7.   | Rahul    | Rahul     |
| 8.   | Anil     | Anil      |
| 9.   | Pavan    | Pavan     |
| 10.  | Prasanna | Prasanna  |
| 11.  | Keerthi  | Keerthi   |
| 12.  | Alikhan  | Alikhan   |
| 13.  | Sri      | Sri       |
| 14.  | Spandan  | Spandan   |
| 15.  | Jeevan   | Jeevan    |
| 16.  | Rajkumar | Rajkumar  |
| 17.  | Sri      | Sri       |

  
PRINCIPAL

CMR COLLEGE OF ENGG. & TECH.  
Kandlakoya (V), Medchal Road,  
Hyderabad-501401.



# BRIEFING SESSION ON INTRODUCTION TO MS – WORD


Date: 22-07-2017

| S.No | Name         | Signature        |
|------|--------------|------------------|
| 17.  | Tara         | Tarant           |
| 18.  | Keerthi      | Keethi           |
| 19.  | వేణు         | వేణు             |
| 20.  | Sunitha      | Suni             |
| 21.  | Charan       | Chavann          |
| 22.  | Pawan kalyan | <del>Pawan</del> |
| 23.  | Vijay        | Vijay            |
| 24.  | kalyan       | kalyan           |
| 25.  | Shaik Fareed | Shaik            |
| 26.  | Susithsam    | Sui              |
| 27.  | Sanjay       | Sanjay           |
| 28.  | Rani         | Rani             |
| 29.  | విషం         | విషం             |
| 30.  | విషం         | విషం             |
|      |              |                  |
|      |              |                  |
|      |              |                  |


  
PRINCIPAL  
MR COLLEGE OF ENGG. & TECH.  
Kandlakoya (V), Medchal Road,  
Hyderabad-501401.



Photos:




Pic1: After Arriving to the village



Pic3: Students explaining about the Session



Pic2: Students explaining about the Session



Pic4: Interaction with students

PRINCIPAL  
CMR COLLEGE OF ENGG. & TECH.  
Kandlakoya (V), Medchal Road,  
Hyderabad-501401.



## FEEDBACK FORM

Date: 22-07-2017

Title: MS - Word

1. Is the content easy to understand the concept?

Yes  No

2. How would you rate Presenters' knowledge in the subject?

Excellent  Best  Average  Poor

3. How would you rate the presenters' style of teaching?

1    2    3    4    5    (1 High, 5 Low)

4. How would you rate the pace of the presentation?

(~~Too fast~~    Too slow    Just right)

5. What did you like most in the session?

pictures

6. Any suggestions:

no

  
PRINCIPAL  
R COLLEGE OF ENGG. & TECH.  
Sandlakoya (V), Medchal Road,  
Hyderabad-501401.



## FEEDBACK FORM

Date: 22-07-2017

Title: MS - Word

1. Is the content easy to understand the concept?

Yes  No

2. How would you rate Presenters' knowledge in the subject?

Excellent  Best  Average  Poor

3. How would you rate the presenters' style of teaching?

1    2    3    4    5    (1 High, 5 Low)

4. How would you rate the pace of the presentation?

(Too fast     Too slow    Just right)

5. What did you like most in the session?

*presenting*

6. Any suggestions:

*no*

  
PRINCIPAL

COLLEGE OF ENGG. & TECH.  
Sandlakya (V), Medchal Road,  
Hyderabad-501401.



## FEEDBACK FORM

Date: 22-07-2017

Title: MS - Word

1. Is the content easy to understand the concept?

Yes  No

2. How would you rate Presenters' knowledge in the subject?

Excellent  Best  Average  Poor

3. How would you rate the presenters' style of teaching?

1    2    3     4    5    (1 High , 5 Low)

4. How would you rate the pace of the presentation?

(Too fast     Too slow    Just right)

5. What did you like most in the session?

*Handwritten scribble*

6. Any suggestions:

*Handwritten scribble*

~~PRINCIPAL~~

CMR COLLEGE OF ENGG. & TECH.  
Kandlakoya (V), Medchal Road,  
Hyderabad-501401.



## FEEDBACK FORM

Date: 22-07-2017

Title: MS - Word

1. Is the content easy to understand the concept?

Yes  No

2. How would you rate Presenters' knowledge in the subject?

Excellent  Best  Average  Poor

3. How would you rate the presenters' style of teaching?

1    2    3    4    5    (1 High, 5 Low)

4. How would you rate the pace of the presentation?

(Too fast    ~~Too slow~~    Just right)

5. What did you like most in the session?

*power*

6. Any suggestions:

*no*

  
PRINCIPAL

CMR COLLEGE OF ENGG. & TECH.  
Kandlakota (V), Medchal Road,  
Hyderabad-501401.



## FEEDBACK FORM

Date: 22-07-2017

Title: MS - Word

1. Is the content easy to understand the concept?

Yes  No

2. How would you rate Presenters' knowledge in the subject?

Excellent  Best  Average  Poor

3. How would you rate the presenters' style of teaching?

1  2  3  4  5 (1 High, 5 Low)

4. How would you rate the pace of the presentation?

(Too fast  Too slow  Just right )

5. What did you like most in the session?

All Good

6. Any suggestions:

Nil

  
PRINCIPAL

MR COLLEGE OF ENGG. & TECH.  
Kandlakoya (V), Medchal Road,  
Hyderabad-501401.



## FEEDBACK FORM

Date: 22-07-2017

Title: MS - Word

1. Is the content easy to understand the concept?

Yes  No

2. How would you rate Presenters' knowledge in the subject?

Excellent  Best  Average  Poor

3. How would you rate the presenters' style of teaching?

1      2      3      4      5 (1 High, 5 Low)

4. How would you rate the pace of the presentation?


(Too fast)      Too slow      Just right

5. What did you like most in the session?

bad

6. Any suggestions:

ba —

  
PRINCIPAL  
CMR COLLEGE OF ENGG. & TECH.  
Kandlakoya (V), Medchal Road,  
Hyderabad-501401.



## FEEDBACK FORM

Date: 22-07-2017

Title: MS - Word

1. Is the content easy to understand the concept?

Yes  No

2. How would you rate Presenters' knowledge in the subject?

Excellent  Best  Average  Poor

3. How would you rate the presenters' style of teaching?

1      2      3      4      5      (1 High , 5 Low)

4. How would you rate the pace of the presentation?


(Too fast      Too slow      Just right)

5. What did you like most in the session?

Bill

6. Any suggestions:

\_\_\_\_\_

  
PRINCIPAL  
CMR COLLEGE OF ENGG. & TECH.  
Kandlakoya (V), Medchal Road,  
Hyderabad-501401.



## FEEDBACK FORM

Date: 22-07-2017

Title: MS - Word

1. Is the content easy to understand the concept?

Yes  No

2. How would you rate Presenters' knowledge in the subject?

Excellent  Best  Average  Poor

3. How would you rate the presenters' style of teaching?

1    2    3    (4)    5    (1 High, 5 Low)

4. How would you rate the pace of the presentation?


(Too fast     Too slow    Just right)

5. What did you like most in the session?

Inserting

6. Any suggestions:

NO

  
PRINCIPAL  
CMR COLLEGE OF ENGG. & TECH.  
Kandlakoya (V), Medchal Road,  
Hyderabad-501401.



## FEEDBACK FORM

Date: 22-07-2017

Title: MS - Word

1. Is the content easy to understand the concept?

Yes  No

2. How would you rate Presenters' knowledge in the subject?

Excellent  Best  Average  Poor

3. How would you rate the presenters' style of teaching?

1    2    3    4    5    (1 High, 5 Low)

4. How would you rate the pace of the presentation?


(Too fast    Too slow    Just right)

5. What did you like most in the session?

*practicals*

6. Any suggestions:

*no*

  
PRINCIPAL  
CMR COLLEGE OF ENGG. & TECH.  
Kandlakoya (V), Medchal Road,  
Hyderabad-501401.



## FEEDBACK FORM

Date: 22-07-2017

Title: MS - Word

1. Is the content easy to understand the concept?

Yes  No

2. How would you rate Presenters' knowledge in the subject?

Excellent  Best  Average  Poor

3. How would you rate the presenters' style of teaching?

1    2     3    4    5    (1 High , 5 Low)

4. How would you rate the pace of the presentation?


(Too fast    Too slow     Just right)

5. What did you like most in the session?

*nothing*

6. Any suggestions:

*no*

  
PRINCIPAL  
CMR COLLEGE OF ENGG. & TECH.  
Kandlakoya (V), Medchal Road,  
Hyderabad-501401.



## FEEDBACK FORM

Date: 22-07-2017

Title: MS - Word

1. Is the content easy to understand the concept?

Yes  No

2. How would you rate Presenters' knowledge in the subject?

Excellent  Best  Average  Poor

3. How would you rate the presenters' style of teaching?

1    2     3    4    5    (1 High, 5 Low)

4. How would you rate the pace of the presentation?

(Too fast     Too slow    Just right)

5. What did you like most in the session?

*nothing*

6. Any suggestions:

*no*

  
PRINCIPAL

CMR COLLEGE OF ENGG. & TECH.  
Kandlakoya (V), Medchal Road,  
Hyderabad-501401.



## FEEDBACK FORM

Date: 22-07-2017

Title: MS - Word

1. Is the content easy to understand the concept?

Yes  No

2. How would you rate Presenters' knowledge in the subject?

Excellent  Best  Average  Poor

3. How would you rate the presenters' style of teaching?

1  2  3  4  5 (1 High, 5 Low)

4. How would you rate the pace of the presentation?


(Too fast  Too slow  Just right )

5. What did you like most in the session?

Tables.

6. Any suggestions:

NU

  
PRINCIPAL  
CMR COLLEGE OF ENGG. & TECH.  
Kandlakoya (V), Medchal Road,  
Hyderabad-501401.



## FEEDBACK FORM

Date: 22-07-2017


Title: MS - Word

1. Is the content easy to understand the concept?  
 Yes  No
2. How would you rate Presenters' knowledge in the subject?  
 Excellent  Best  Average  Poor
3. How would you rate the presenters' style of teaching?  
1   ~~2~~   3   4   5   (1 High , 5 Low)
4. How would you rate the pace of the presentation?  
(Too fast   Too slow   Just right)
5. What did you like most in the session?

*Typing*

6. Any suggestions:

*Need to improve*

  
PRINCIPAL  
CMR COLLEGE OF ENGG. & TECH.  
Kandlakoya (V), Medchal Road,  
Hyderabad-501401.



## FEEDBACK FORM

Date: 22-07-2017

Title: MS - Word

1. Is the content easy to understand the concept?

Yes  No

2. How would you rate Presenters' knowledge in the subject?

Excellent  Best  Average  Poor

3. How would you rate the presenters' style of teaching?

1    2    3    4    5    (1 High, 5 Low)

4. How would you rate the pace of the presentation?


(Too fast    Too slow    Just right)

5. What did you like most in the session?

Interesting

6. Any suggestions:

No. - Good program.

  
PRINCIPAL  
CMR COLLEGE OF ENGG. & TECH.  
Kandlakoya (V), Medchal Road,  
Hyderabad-501401.



## FEEDBACK FORM

Date: 22-07-2017

Title: MS - Word

1. Is the content easy to understand the concept?

Yes  No

2. How would you rate Presenters' knowledge in the subject?

Excellent  Best  Average  Poor

3. How would you rate the presenters' style of teaching?

1    2    3    4    5    (1 High, 5 Low)

4. How would you rate the pace of the presentation?


(Too fast    Too slow    Just right)

5. What did you like most in the session?

*All Items are good*

6. Any suggestions:

*— Na —*

  
PRINCIPAL  
CMR COLLEGE OF ENGG. & TECH.  
Kandlakoya (V), Medchal Road,  
Hyderabad-501401.



## FEEDBACK FORM

Date: 22-07-2017

Title: MS - Word

1. Is the content easy to understand the concept?

Yes  No

2. How would you rate Presenters' knowledge in the subject?

Excellent  Best  Average  Poor

3. How would you rate the presenters' style of teaching?

1    2    ~~3~~    4    5    (1 High , 5 Low)

4. How would you rate the pace of the presentation? .


(Too fast    ~~Too slow~~    Just right)

5. What did you like most in the session?

Nothing

6. Any suggestions:

No

  
PRINCIPAL  
CMR COLLEGE OF ENGG. & TECH.  
Kandlakoya (V), Medchal Road,  
Hyderabad-501401.



## FEEDBACK FORM

Date: 22-07-2017

Title: MS - Word

1. Is the content easy to understand the concept?

Yes  No

2. How would you rate Presenters' knowledge in the subject?

Excellent  Best  Average  Poor

3. How would you rate the presenters' style of teaching?

1    2    3    4     5 (1 High, 5 Low)


4. How would you rate the pace of the presentation?

(Too fast     Too slow    Just right)

5. What did you like most in the session?

Nothing

6. Any suggestions:

  
PRINCIPAL  
CMR COLLEGE OF ENGG. & TECH.  
Kandlakoya (V), Medchal Road,  
Hyderabad-501401.



## FEEDBACK FORM

Date: 22-07-2017

Title: MS - Word

1. Is the content easy to understand the concept?

Yes  No

2. How would you rate Presenters' knowledge in the subject?

Excellent  Best  Average  Poor

3. How would you rate the presenters' style of teaching?

1    2    3    4 /    5    (1 High, 5 Low)

4. How would you rate the pace of the presentation?


(Too fast     Too slow    Just right)

5. What did you like most in the session?

Power point

6. Any suggestions:

None

  
PRINCIPAL  
CMR COLLEGE OF ENGG. & TECH.  
Kandlakoya (V), Medchal Road,  
Hyderabad-501401.



## FEEDBACK FORM

Date: 22-07-2017

Title: MS - Word

1. Is the content easy to understand the concept?

Yes  No

2. How would you rate Presenters' knowledge in the subject?

Excellent  Best  Average  Poor

3. How would you rate the presenters' style of teaching?

1    2    3    4    5    (1 High , 5 Low)


4. How would you rate the pace of the presentation?

(Too fast    Too slow    Just right)

5. What did you like most in the session?

*Average*

6. Any suggestions:

  
PRINCIPAL  
CMR COLLEGE OF ENGG. & TECH.  
Kandlakoya (V), Medchal Road,  
Hyderabad-501401.



## FEEDBACK FORM

Date: 22-07-2017

Title: MS - Word

1. Is the content easy to understand the concept?

Yes  No

2. How would you rate Presenters' knowledge in the subject?

Excellent  Best  Average  Poor

3. How would you rate the presenters' style of teaching?

1      2      3      4      5 (1 High, 5 Low)

4. How would you rate the pace of the presentation?

(Too fast      Too slow      Just right)

5. What did you like most in the session?

*should be improved*

6. Any suggestions:



PRINCIPAL  
CMR COLLEGE OF ENGG. & TECH.  
Kandlakoya (V), Medchal Road,  
Hyderabad-501401.



## FEEDBACK FORM

Date: 22-07-2017

Title: MS - Word

1. Is the content easy to understand the concept?

Yes  No

2. How would you rate Presenters' knowledge in the subject?

Excellent  Best  Average  Poor

3. How would you rate the presenters' style of teaching?

~~1~~ 2 3 4 ~~5~~ (1 High, 5 Low)

4. How would you rate the pace of the presentation?

(Too fast Too slow ~~Just right~~)

5. What did you like most in the session?

Very thing

6. Any suggestions:

good. Can do better

  
PRINCIPAL

CMR COLLEGE OF ENGG. & TECH.  
Kandlakoya (V), Medchal Road,  
Hyderabad-501401.



## FEEDBACK FORM

Date: 22-07-2017

Title: MS - Word

1. Is the content easy to understand the concept?

Yes  No

2. How would you rate Presenters' knowledge in the subject?

Excellent  Best  Average  Poor

3. How would you rate the presenters' style of teaching?

1      2      3      4      5 (1 High, 5 Low)


4. How would you rate the pace of the presentation?

(Too fast      Too slow      Just right)

5. What did you like most in the session?

*excellent*

6. Any suggestions:

  
PRINCIPAL  
CMR COLLEGE OF ENGG. & TECH.  
Kandlakoya (V), Medchal Road,  
Hyderabad-501401.



## FEEDBACK FORM

Date: 22-07-2017

Title: MS - Word

1. Is the content easy to understand the concept?

Yes  No

2. How would you rate Presenters' knowledge in the subject?

Excellent  Best  Average  Poor

3. How would you rate the presenters' style of teaching?

1  2  3  4  5 (1 High, 5 Low)


4. How would you rate the pace of the presentation?

(Too fast  Too slow  Just right )

5. What did you like most in the session?

*teaching*

6. Any suggestions:

  
PRINCIPAL  
CMR COLLEGE OF ENGG. & TECH.  
Kandlakoya (V), Medchal Road,  
Hyderabad-501401.



## FEEDBACK FORM

Date: 22-07-2017

Title: MS - Word

1. Is the content easy to understand the concept?

Yes  No

2. How would you rate Presenters' knowledge in the subject?

Excellent  Best  Average  Poor

3. How would you rate the presenters' style of teaching?

1    2    3    4    5    (1 High , 5 Low)


4. How would you rate the pace of the presentation?

(Too fast    Too slow    Just right)

5. What did you like most in the session?

*turning*

6. Any suggestions:

  
PRINCIPAL  
CMR COLLEGE OF ENGG. & TECH.  
Kandlakoya (V), Medchal Road,  
Hyderabad-501401.



## FEEDBACK FORM

Date: 22-07-2017

Title: MS - Word

1. Is the content easy to understand the concept?

Yes  No

2. How would you rate Presenters' knowledge in the subject?

Excellent  Best  Average  Poor

3. How would you rate the presenters' style of teaching?

1    2    3    4    5    (1 High , 5 Low)

4. How would you rate the pace of the presentation?


(Too fast     Too slow    Just right)

5. What did you like most in the session?

*no*

6. Any suggestions:

*no*

  
PRINCIPAL  
CMR COLLEGE OF ENGG. & TECH.  
Kandlakoya (V), Medchal Road,  
Hyderabad-501401.



## FEEDBACK FORM

Date: 22-07-2017

Title: MS - Word

1. Is the content easy to understand the concept?

Yes  No

2. How would you rate Presenters' knowledge in the subject?

Excellent  Best  Average  Poor

3. How would you rate the presenters' style of teaching?

1    2    3    4    5    (1 High, 5 Low)

4. How would you rate the pace of the presentation?

(Too fast    Too slow    Just right)

5. What did you like most in the session?

HPMS

6. Any suggestions:

no



PRINCIPAL  
CMR COLLEGE OF ENGG. & TECH.  
Kandlakoya (V), Medchal Road,  
Hyderabad-501401.



## FEEDBACK FORM

Date: 22-07-2017

Title: MS - Word

1. Is the content easy to understand the concept?

Yes  No

2. How would you rate Presenters' knowledge in the subject?

Excellent  Best  Average  Poor

3. How would you rate the presenters' style of teaching?


1      2      3      (4)      5      (1 High , 5 Low)

4. How would you rate the pace of the presentation?

(Too fast     Too slow    Just right)

5. What did you like most in the session?

6. Any suggestions:

  
PRINCIPAL  
CMR COLLEGE OF ENGG. & TECH.  
Kandlakoya (V), Medchal Road,  
Hyderabad-501401.



## FEEDBACK FORM

Date: 22-07-2017

Title: MS - Word

1. Is the content easy to understand the concept?

Yes  No

2. How would you rate Presenters' knowledge in the subject?

Excellent  Best  Average  Poor

3. How would you rate the presenters' style of teaching?

1    2    3    4    5    (1 High , 5 Low)


4. How would you rate the pace of the presentation?

(Too fast    Too slow    Just right)

5. What did you like most in the session?

*pictures*

6. Any suggestions:

  
PRINCIPAL  
CMR COLLEGE OF ENGG. & TECH.  
Kandlakoya (V), Medchal Road,  
Hyderabad-501401.



## FEEDBACK FORM

Date: 22-07-2017

Title: MS - Word

1. Is the content easy to understand the concept?

Yes  No

2. How would you rate Presenters' knowledge in the subject?

Excellent  Best  Average  Poor

3. How would you rate the presenters' style of teaching?

1    2    3    4    5    (1 High, 5 Low)

4. How would you rate the pace of the presentation?


(Too fast    Too slow    Just right)

5. What did you like most in the session?

*Inserting*

6. Any suggestions:

*no*

  
PRINCIPAL  
CMR COLLEGE OF ENGG. & TECH.  
Kandlakoya (V), Medchal Road,  
Hyderabad-501401.



## FEEDBACK FORM

Date: 22-07-2017

Title: MS - Word

1. Is the content easy to understand the concept?

Yes  No

2. How would you rate Presenters' knowledge in the subject?

Excellent  Best  Average  Poor

3. How would you rate the presenters' style of teaching?

1    2    3    4    5    (1 High , 5 Low)

4. How would you rate the pace of the presentation?


(Too fast    Too slow     Just right)

5. What did you like most in the session?

typing

6. Any suggestions:

no

  
PRINCIPAL  
CMR COLLEGE OF ENGG. & TECH.  
Kandiakoya (V), Medchal Road,  
Hyderabad-501401.





# CMR COLLEGE OF ENGINEERING & TECHNOLOGY

(AUTONOMOUS)

NAAC Accredited Institution with 'A' Grade  
Kandlakoya (V), Medchal Road, Hyderabad -501401.

1

Date: 16-08-2017

To

The Principal,  
CMR College of Engineering & Technology,  
Hyderabad.

**Through:** Coordinator, IQAC, CMRCET.

Respected sir,

**Subject:** Request for organizing a "Guest lecture on Introduction to PowerPoint" for IX class students, ZPHS, Ravalkole - Reg.

This is to bring to your notice that NAIPUNYA Club is planning to organize a "Guest lecture on Introduction to PowerPoint" for IX class students, on 26-08-2017 at ZPHS, Ravalkole.

Resource persons for this training are

- |                             |            |
|-----------------------------|------------|
| 1. Battu Shruthika          | 16H51A05J7 |
| 2. Gandesiri Pravalika      | 16H51A05K7 |
| 3. Yengannagari Nishitha    | 16H55A0446 |
| 4. Pippoji Rushikeshchandra | 15H51A0442 |
| 5. K Shahbaaz               | 15H51A0488 |

The objectives of the guest lecture are, to make school students

- Work with the basic features of PowerPoint
- Create a new presentation
- Work with the various slide layouts
- Create and work with Smart Art graphics
- Draw and format shapes
- Navigate a slideshow in PowerPoint
- Use a range of printing techniques
- Follow the procedures for using various forms of Help
- Create brilliant presentations.

*Convener, HOD (BEE)  
and HOD (CSE)*

*1) Permission granted to conduct  
2) Students may be sponsored for the programme and attendance may be marked present.*

In this regard, I request you to accept the proposal.  
Thanking You.

*Recommended*  
**PRINCIPAL**  
CMR COLLEGE OF ENGG. & TECH.  
Kandlakoya (V), Medchal Road,  
Hyderabad-501401.

*Arora*  
16/8/17

**Dr. A. KOTISHIVAR**  
Professor & Head of the Department  
Dept of Management Administration  
CMR College of Engineering & Technology

*16/8/17*  
**Dr. J. Srinivasa Rao**  
Convener,  
Naipunya Club,  
CMRCET.





# CMR COLLEGE OF ENGINEERING & TECHNOLOGY

(AUTONOMOUS)

NAAC Accredited Institution with 'A' Grade  
Kandlakoya (V), Medchal Road, Hyderabad -501401.

Date: 18-08-2017,  
Hyderabad.


To  
The Headmaster,  
UPS Kistapur,  
Medchal.


Respected Sir/Madam,

Sub: Permission to conduct a "Guest lecture on Introduction to PowerPoint" for IX class students, ZPHS, Ravalkole on 26-08-2017, by CMRCET students, B.Tech Students - Reg.

With reference to the above-cited subject, I bring to your kind notice that students of CMRCET are interested to conduct a "Guest lecture on Introduction to PowerPoint" for IX class students, ZPHS, Ravalkole on 26-08-2017. With the help of this lecture, students will be able to make powerpoint presentations.


I request you to consider our request.





Major. Dr V A Narayana,  
Principal,  
CMRCET

PRINCIPAL  
CMR COLLEGE OF ENGG. & TECH.  
Kandlakoya (V), Medchal Road,  
Hyderabad-501401.

  
PRINCIPAL  
CMR COLLEGE OF ENGG. & TECH.  
Kandlakoya (V), Medchal Road,  
Hyderabad-501401.




**REPORT**  
**OF**  
**GUEST LECTURE ON**  
**INTRODUCTION TO POWERPOINT**


CMR College of Engineering & Technology has organized a Guest Lecture INTRODUCTION OF POWERPOINT for IX class students at ZPHS, Ravalkole on 26-08-2017. The speakers of the lecture are

1. BATTU SHRUTHIKA- 16H51A05J7
2. GANDESIRI PRAVALIKA - 16H51A05K7
3. YENGANNAGARI NISHITHA - 16H55A0446
4. PIPPOJI RUSHIKESHCHANDRA - 15H51A0442
5. K SHAHBAAZ - 15H51A0488


In this lecture, the speakers discussed how to use, create, format and advance options in PowerPoint. About 27 students of ZPHS, Ravalkole participated in the session.

This lecture was aimed to provide new PowerPoint users with the essential skills needed to create, edit and present professional-looking presentations using text, tables, diagrams, charts, and pictures as well as providing presentations tips.



  
**PRINCIPAL**  
**CMR COLLEGE OF ENGG. & TECH.**  
Kandlakoya (V), Medchal Road,  
Hyderabad-501401.







### OUTCOMES:

At the end of this Guest lecture, students will be able to

- Work with the basic features of PowerPoint
- Create a new presentation
- Work with the various slide layouts
- Create and work with Smart Art graphics
- Draw and format shapes
- Navigate a slideshow in PowerPoint
- Use a range of printing techniques
- Follow the procedures for using various forms of Help
- Create brilliant presentations.

Date: 29-8-2017  
Place: CMRCET Hyderabad

  
Dr. J. Srinivasa Rao,  
Convener.

  
PRINCIPAL,  
CMR COLLEGE OF ENGG. & TECH.  
Kandlakoya (V), Medchal Road,  
Hyderabad-501401.



# CMR COLLEGE OF ENGINEERING & TECHNOLOGY

(UGC Autonomous)

NAAC Accreditation with A – Grade

Kandlakoya, Hyderabad– 501 401

## GUEST LECTURE ON

## INTRODUCTION TO POWERPOINT

Date: 26-08-2017

| S.No | Name          | Designation | Signature   |
|------|---------------|-------------|-------------|
| 1    | Nagesh        | Student     | Nag         |
| 2    | Nagesh        | student     | Nag         |
| 3    | Mahesh        | Student     | Mahesh      |
| 4    | Samuel        | Student     | Samuel      |
| 5    | Lakshyam      | Student     | Lakshyam    |
| 6    | Hridi         | Student     | Hridi       |
| 7    | Dhoni         | Student     | Dhoni       |
| 8    | S. Nikhil     | Student     | Nikhil      |
| 9    | Pavan         | Student     | Pavan       |
| 10   | Arjun         | Student     | Arjun       |
| 11   | Tarun         | Student     | Tarun       |
| 12   | Anurag        | Student     | Anurag      |
| 13   | Pavan         | Student     | Pavan       |
| 14   | V Sai Jayanth | student     | Sai Jayanth |
| 15   | Venkat Sai    | student     | Venkat Sai  |
| 16)  | Ashwin        | Student     | Ashwin      |
| 17)  | Hanikarth     | Student     | Hanikarth   |

PRINCIPAL



# CMR COLLEGE OF ENGINEERING & TECHNOLOGY







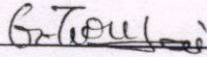


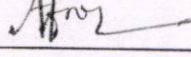
(UGC Autonomous)

NAAC Accreditation with A – Grade

Kandlakoya, Hyderabad– 501 401

## GUEST LECTURE ON INTRODUCTION TO POWERPOINT

Date: 26-08-2017

| S.No | Name            | Designation | Signature   |
|------|-----------------|-------------|---|
| 18   | P. Sai Manohar  | Student     |    |
| 19   | Ram Willamson   | Student     |    |
| 20   | Ronia           | Student     |    |
| 21.  | Jessica Mathew  | Student     |    |
| 22.  | D. Abitha       | student     |  |
| 23)  | V. Harsha       | student     |  |
| 24)  | Tarun Sai       | Student     |  |
| 25   | E. Rahul        | Student     |  |
| 26.  | T. Sanith Reddy | student     |  |
| 27.  | Afroz Ahmed.    | Student     |  |
|      |                 |             |   |
|      |                 |             |   |
|      |                 |             |   |
|      |                 |             |   |
|      |                 |             |   |
|      |                 |             |   |
|      |                 |             |   |
|      |                 |             |   |
|      |                 |             |   |



**PRINCIPAL**  
 CMR COLLEGE OF ENGG. & TECH.  
 Kandlakoya (V), Medchal Road,  
 Hyderabad-501401.



## Introduction to PowerPoint



CPAP  
Koç University

1

## Outline

- Creating and Formatting
  - From scratch
  - Templates
  - Adding and formatting graphics
  - Footers
- Advanced
  - Slide Master
  - Creating and setting up a custom show
  - Adding slide transitions & animations
  - Using more than one theme.
  - Handout, Notes and Printing

2

## What Can You Create?


- On screen presentations
- Web pages for web use
- Color and B&W overheads
- 35 mm slides
- Audience handouts
- Speaker notes
- etc..

3


## When You Open Power Point

Power Point menu and toolbars are just like the other Office applications


### Home Toolbar :



### Insert Toolbar :



### Design Toolbar :



~~PRINCIPAL~~  
CMR COLLEGE OF ENGG. & TECH.  
Kandlakoya (V), Medchal Road,  
Hyderabad-501401.

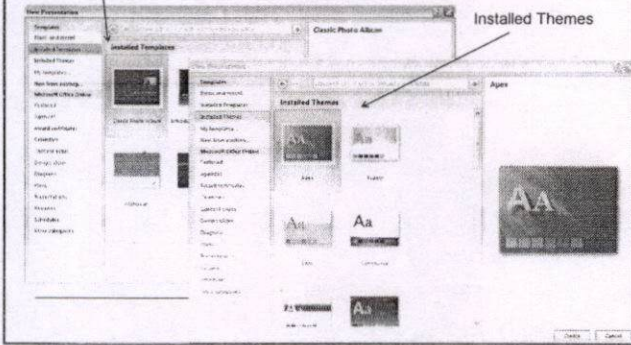


## Installed Templates & Themes

You can choose the installed templates and themes of Office for the new presentation

Installed Templates

Installed Themes



## Slide Master

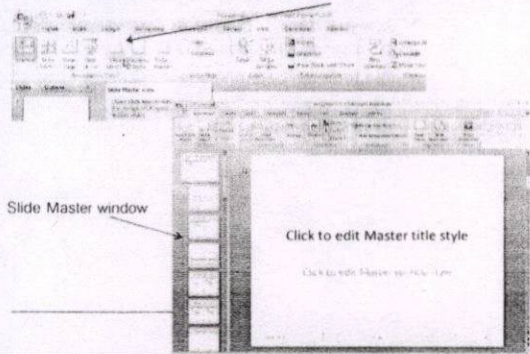
- A master is a slide that contains the text and other objects that appear on all slides of the same type.
- PowerPoint presentations have two types of masters:
  - The Title Master contains objects that appear on the title slide
  - The Slide Master contains objects that appear on all slides except the title slide
- You will use the masters to make design changes that you want to appear on every slide:
  - If you want your company logo to appear on the bottom right of every page, you will add it to the Slide Master
  - If you want a picture of your office on a single slide, you add the picture to only that slide

10

## Slide Master

You can change the design and layout of the master slide

To open the master slide window click on the "Slide Master" icon on the view toolbar



11

## Slide Master

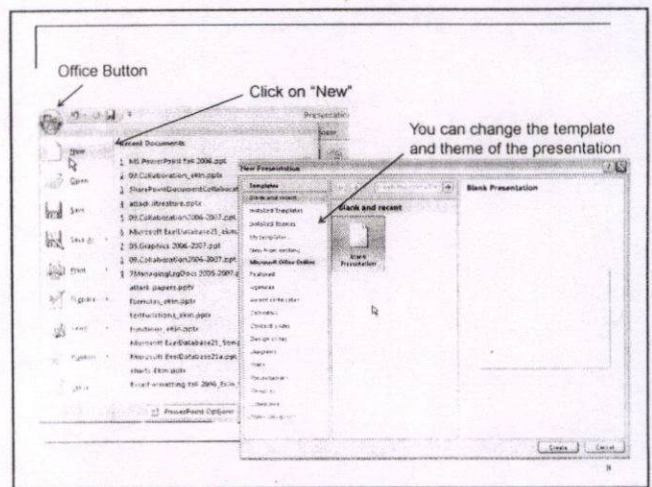
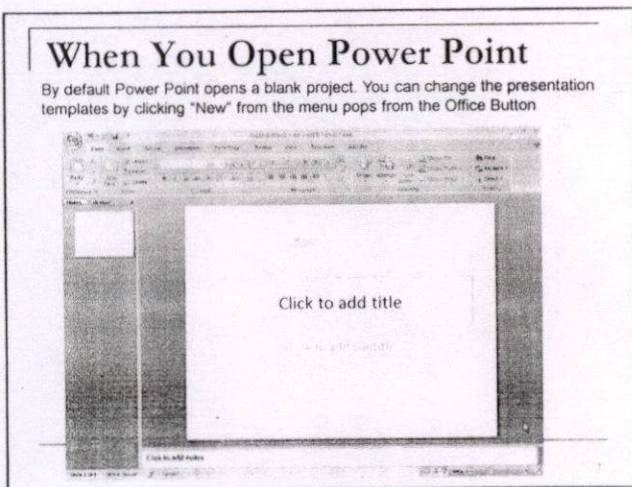
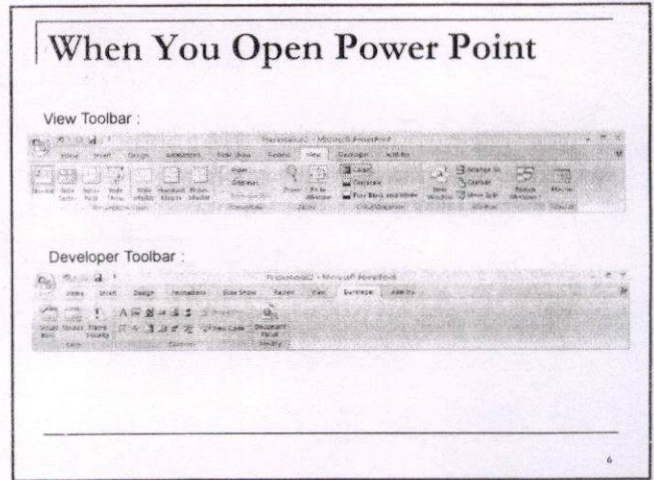
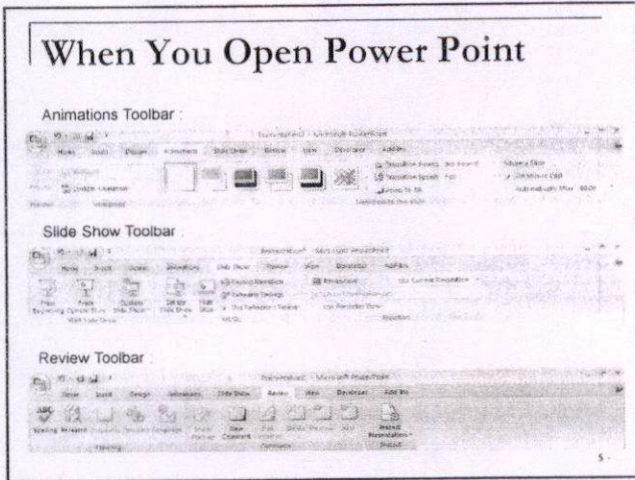
You can choose the desired slide master from pane.



12

**PRINCIPAL**  
 CMR COLLEGE OF ENGG. & TECH.  
 Kandlakoya (V), Medchal Road,  
 Hyderabad-501401.



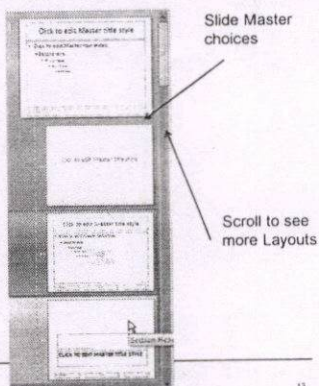


**PRINCIPAL**  
**CMR COLLEGE OF ENGG. & TECH.**  
 Kandlakoya (V), Medchal Road,  
 Hyderabad-501401.



### Start From Scratch

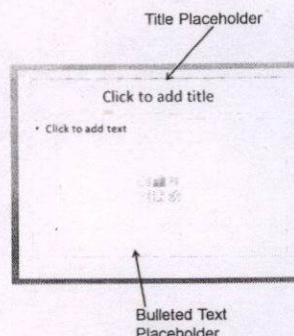
- Pick a layout from Slide Master Pane in the Slide Master window.
- Choose a Layout that best matches the information you want to put on the presentation.



13

### Placeholder in Layout


- Follow the on-screen instructions to click and type your text into the placeholders on the slides
- Click on "New Slide" from the Home toolbar.



14

### Content in Placeholders become Lists


Slide layouts that include a content placeholder where you can add text, or use graphical commands to insert tables, charts, SmartArt graphics, pictures, clip art, and media clips. On these slides, a bullet appears to the left of the placeholder text. If you choose to add text, rather than using one of the graphical commands to insert an item, the text is formatted into a list by default.



15

### Creating a new presentation from an existing design template

- Click Office Button and then click New
- Click the Installed Templates link in the New Presentation window
- Click the design template you want to use
- You can save the existing template from New From Existing link



16

PRINCIPAL  
 CMR COLLEGE OF ENGG. & TECH.  
 Kandlakoya (V), Medchal Road,  
 Hyderabad-501401.



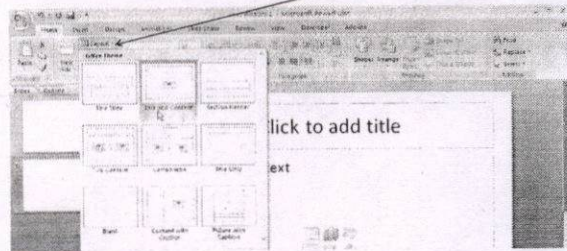
## Creating a new presentation from an existing design template

- Templates give you a starting point and make it easier to complete your presentation quickly. You can modify a template's text and design, add a company logo, add your own images, or delete text or other content from the template.

17

## Changing the Slide Layout

You can change the layout of a slide by selecting a design from the drop down menu of Layout icon in Home toolbar.




18

## Working with Different Views

- Normal view
  - Outline view
  - Slide view
- Slide sorter view
- Notes Page
- Slide show

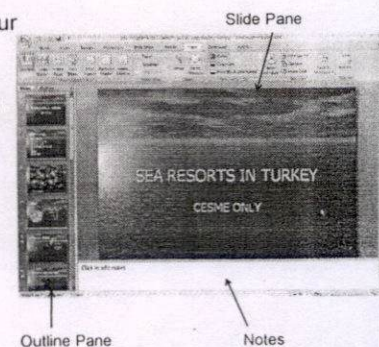
You can access the presentation view options from "View" toolbar.



19

## Views: Normal View...3 Views in 1

- The text **outline** of your presentation is in the left pane.
- The current **slide** with all your graphics and objects is in the right pane.
- **Notes** appear in the small pane below the Slide Pane.



Outline Pane


Notes

20



## Inserting footers and slide numbers

You can insert Header&Footer and Slide Numbers from Insert toolbar

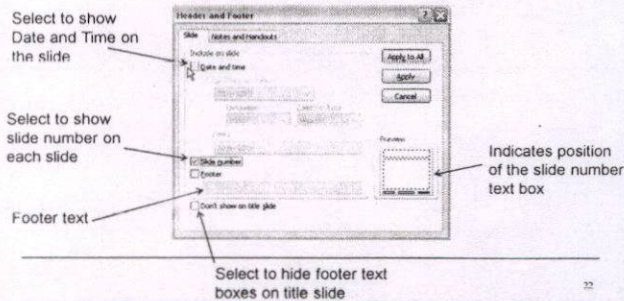


All open the Header & Footer dialog box which allows you to insert footer, date, and slide number

31

## Inserting footers and slide numbers

When you click on "Header & Footer" or "Slide Number" buttons, Header and Footer dialog box will be opened.




32

## Inserting Graphics

- On the slide you wish to insert the graphics, from Home toolbar click on the little arrow next to "Layout"
- Choose a slide layout containing a content placeholder
- Click the content button of your choice in the content placeholder (clipart, file, etc.)
- Locate the graphic you wish to insert, and click the OK button

33

## Inserting Graphics (clipart)



34

PRINCIPAL

CMR COLLEGE OF ENGG. & TECH.  
Kandlakoya (V), Medchal Road,  
Hyderabad-501401.



## Insert and resize pictures and clip-art images

- PowerPoint comes with a gallery of clip art that you can insert into your presentations.
- You can modify clip art by changing its size, grouping or ungrouping its components, changing some of its colors, or applying animation effects.
- You can also insert and modify pictures from other file sources, such as a CD, into your presentations.
- When you insert a picture or clip art, you might need to adjust the size of the object to fit your layout.
  - To do so, click on the resize handles that appear when the object is selected and drag in or out.

25

## Inserting Chart

• You can embed and insert a chart in your presentation (embedded object: Information (object) contained in a source file and inserted into a destination file. Once embedded, the object becomes part of the destination file. Changes you make to the embedded object are reflected in the destination file.) When you embed data from a chart in PowerPoint, you edit that data in Office Excel 2007, and the worksheet is saved with the PowerPoint file.

• You can paste an Excel chart into your presentation and link to data in Office Excel 2007. When you copy a chart from Office Excel 2007 and paste it into your presentation, the data in the chart is linked to the Excel worksheet. If you want to change the data in the chart, you must make your changes to the linked worksheet in Office Excel 2007. The Excel worksheet is a separate file and is not saved with the PowerPoint file.

26

## Embed and insert a chart in your presentation

- In PowerPoint, click the Insert Chart icon in the placeholder that you want to contain the chart or on the Insert toolbar click Chart.
- In the Insert Chart dialog box, click a chart, and then click OK.

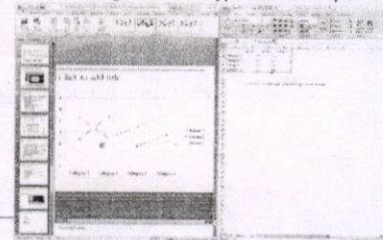


27

## Embed and insert a chart in your presentation

- Office Excel 2007 opens in a split window and displays sample data on a worksheet.
- In Excel, to replace the sample data, click a cell on the worksheet, and then type the data that you want. You can change the chart type and axes options as seen in Excel lectures.

- **Note** After you update the worksheet, the chart in PowerPoint will be updated automatically with the new data.



28



## Paste an Excel chart into your presentation and link to data in Excel

- You can create and copy the chart in Office Excel 2007 and then paste it into your PowerPoint presentation. When you update the data in Office Excel 2007, the chart in PowerPoint is updated as well.
- In Excel, select the chart by clicking its border, and then on the Home toolbar click Cut.
- In PowerPoint, click the placeholder on the slide that you want to insert the chart on.
- On the Home toolbar click Paste.

29

## Create a table

- PowerPoint enables you to insert tables into slides in much the same way that you would insert tables into a Word document.
- Tables are useful on slides when you want to arrange information horizontally in rows and vertically in columns.
- To insert a table:
  - Change the layout to Title and Content and click on Table icon from the content part.
  - Define the number of columns and rows
  - Add information to the table

30

## A slide with a table

### Inserting a Table

| Date       | City     | Time  | Flight |
|------------|----------|-------|--------|
| 01.01.2008 | Ankara   | 03:05 | A342   |
| 02.01.2008 | Istanbul | 02:00 | M341   |
| 03.01.2008 | Ankara   | 03:05 | A342   |
| 04.01.2008 | Istanbul | 02:00 | M341   |
| 04.01.2008 | Istanbul | 11:05 | D36    |
| 04.01.2008 | Edirne   | 09:00 | E098   |
| 05.01.2008 | Ankara   | 03:05 | A342   |
| 06.01.2008 | Istanbul | 11:05 | D36    |
| 07.01.2008 | Edirne   | 09:00 | E098   |

31

## Insert a movie

### 1-To Insert a Movie from a File on Your Computer:

Select the slide where you wish to insert the movie.

Select the Insert tab.

Click the drop-down arrow on the Movie command in the Media Clips group.

Select Insert a Movie from File from the menu. The Insert Movie dialog box will appear.

Locate the file you want to insert from your computer.

Click the file name.

Click OK. The movie will appear on the slide. The Movie Tools Options tab and Picture Tools Format tab appears on the Ribbon when the movie is inserted.

A dialog box will appear. Click Automatically or When Clicked. Automatically will start the movie automatically as soon as the slide appears in slide show view and When Clicked will start the movie when you click.

Who We Are...



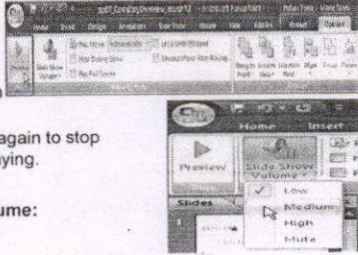
32



### Working with Movies

**1-To Preview the Movie:**  
 Select the movie on the slide.  
 Select the **Options** tab.  
 Click the **Preview** command in the **Play** group.  
 Press the **Preview** command again to stop the movie before it finishes playing.

**2- To Change the Movie Volume:**  
 Select the movie on the slide.  
 Select the **Options** tab.  
 Click the **Slide Show Volume** command in the **Movie Options** group.  
 Select **Low**, **Medium**, **High**, or **Mute** to change the movie volume.




### Working with Movies

**1-To Change When the Movie Starts:**  
 Select the movie on the slide.  
 Select the **Options** tab.  
 Select the drop-down menu next to **Play Movie**: in the **Movie Options** group to change whether the movie plays **Automatically** or **When Clicked**.

**2-Other Options**  
 Click a box to select and deselect movie options on the **Movie Tools Options** tab. These options are:


- Hide During Show
- Play Full Screen
- Loop Until Stopped
- Rewind Movie After Playing

**NOTE: Picture Tools Format Tab**  
 Many of the commands on the **Format** tab cannot be used to modify the video in a significant way, however, a **picture style** can be applied to the movie.



### Working with Sounds


**To Insert a Sound File from Your Computer:**  
 Select the slide where you want to add sound  
 Select the **Insert** tab  
 Click the drop-down arrow on the **Sound** command in the **Media Clips** group  
 Select **Sound from File** from the menu. The **Insert Sound** dialog box will appear.  
 Locate the sound file on your computer  
 Select the file.  
 Click **OK**. A sound icon and a dialog box will appear.  
 Select **Automatically** or **When Clicked**  
 Click **Automatically** or **When Clicked**  
**Automatically** will start the sound automatically as soon as the slide appears in slide show view and **When Clicked** will start the sound when you click



### Sound Options

**Preview:** Listen to the sound that will play  
**Slide Show Volume:** Change the volume to low, medium, high, or mute.  
**Hide During Show:** Hide or display the sound icon during the slide show.  
**Loop Until Stopped:** Sound will play until you stop it by clicking or advancing to the next slide.

**1-To Play Tracks from a CD:**  
 Select the **Insert** tab.  
 Click the drop-down arrow on the **Sound** command.  
 Select **Play CD Audio Track** from the menu. The **Insert CD Audio** dialog box will appear.  
 Enter the **Start at track:** and **End at track:** information in the **Clip selection** section.



PRINCIPAL  
 CMR COLLEGE OF ENGG. & TECH.  
 Kandlakoya (V), Medchal Road,  
 Hyderabad-501401.




## Add Visual Effects To Create Animated Slide Shows

- Animation Schemes
  - Custom Animation
- Slide transition
- Action Buttons

37

## Working with Animation Effects


- 1-To Animate Text with a Default Animation:
  - Select the text box or text you wish to animate on the slide.
  - Select the Animations tab.
  - Click the **Animate** drop-down menu in the Animations group to see the animation effects for the selected text. The effects vary based on the selected item.
  - Select an animation effect.
- 1. **All at Once:** The selected text appears all at once. The entire text is labeled with one number on the slide. Click the drop-down arrow in the task pane to expand the contents and see that the text is labeled with one number.
- 2. **By 1st Level Paragraphs:** The text will appear bullet by bullet, or paragraph by paragraph. Each level of text is labeled with a different number on the slide. Click the drop-down arrow in the task pane to expand the contents and see that the text is labeled with multiple numbers.




38

## Working with Animation Effects

- 1-To Modify a Default or Custom Animation Effect:
  - After you apply an animation effect, drop-down menus will appear at the top of the Custom Animation task pane. The menus vary based on the animation effect.
  - Select an option from a drop-down menu to change the default setting.
  - Repeat until all menu options are the desired setting.



- 2- To Remove an Animation Effect:
  - Select the text or object on the slide you wish to modify.
  - Select the Animations tab.
  - Click Custom Animation in the Animations group. The Custom Animation task pane will appear on the right.
  - Select the animation in the Custom Animation task pane list, if it is not already selected.
  - Click Remove. The animation label will disappear from the slide and from the Custom Animation task pane list.



39

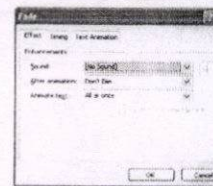

## Working with Animation Effects

- 1-More Ways to Modify an Animation Effect
  - Select an animation effect in the Custom Animation task pane list.
  - Click the arrow to display a drop-down menu.

Select Effects Options or Timing. A dialog box will appear.

In the dialog box, add enhancements such as sounds and define what happens after the animation effect is applied to the selected item.

The dialog box name is based on the animation effect name. In the example above, the animation effect is Fade. The tabs and the options on the tabs will vary based on the animation effect that is being modified.



40



## Applying Animation Effects

### 1-To Apply a Default Animation Effect:

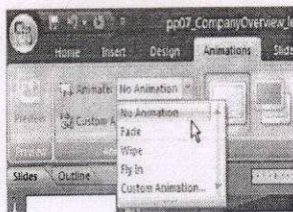
Select the text or object on the slide you wish to animate.

Select the Animations tab.

Click the **Animate** drop-down menu in the Animations group to see the animation options for the selection. The options change based on the selected item.

Move your cursor over each option to see a live preview of the animation on the slide.

Click an option to select it.



41

## Custom Animation

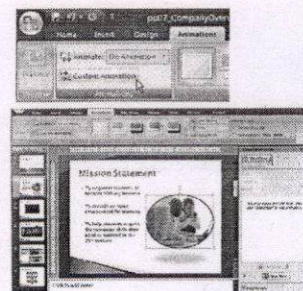
### 1-To Apply a Custom Animation Effect:

Select the text or object on the slide you wish to animate.

Select the Animations tab.

Click **Custom Animation** in the Animations group. The Custom Animation task pane will appear on the right.


Click **Add Effect** in the task pane to add an animation effect to the selected text or object.



42

## Custom Animation

- Select **Entrance**, **Emphasis**, **Exit**, or **Motion Path** to display a sub menu of animation effects for the category
- **Entrance** animation effects: Changes how the selected item appears on the page
- **Emphasis** animation effects: Draws attention to the selected item while the slide is displayed
- **Exit** animation effects: Changes the way the selected item disappears from the slide
- **Motion Path** animation effect: Animates the selected item so that it moves to a specific place on the screen



43

## Custom Animation

The animation will display on the selected item on the slide and will appear listed in the Custom Animation task pane.

A **number label** appears on the slide next to the animated object. Also, a matching number label appears next to the animation in the Custom Animation task pane list.

**Drop-down menus** appear at the top of the Custom Animation task pane. You can define the animation effect in greater detail here.

The star **Play Animations** icon appears beneath the slide on the Slides tab in the task pane on the left. It indicates that the slide has an animation effect.

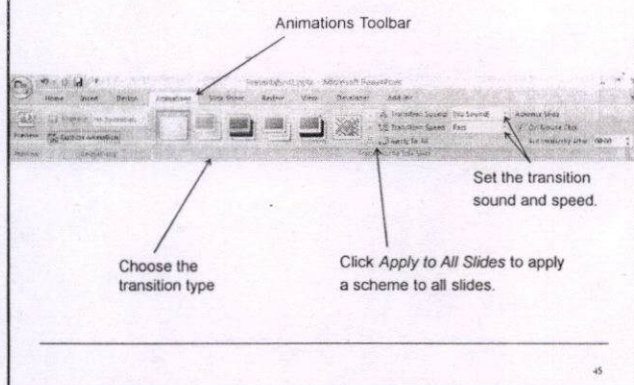


44

PRINCIPAL  
CMR COLLEGE OF ENGG. & TECH.  
Kandlakoya (V), Medchal Road,  
Hyderabad-501401.



## Inserting Transitions



## Slide Transitions

### To Apply a Transition to One Slide:

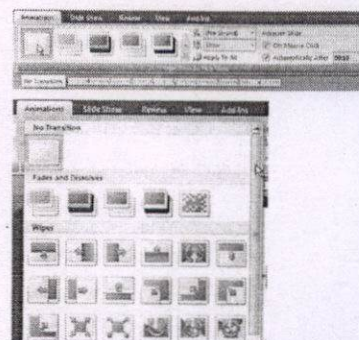
Select the slide you wish to modify.

Select the Animations tab.

Locate the Transition to This Slide group. By default, No Transition is applied to each slide.

Click the More drop-down arrow to display all the transition effects.

Click a slide transition effect to apply it to the selected slide.



## Slide Transitions

### To Apply a Slide Transition All Slides:

Select the slide you wish to modify.

Select the Animations tab.

Locate the Transition to This Slide group. By default, No Transition is applied to each slide.

Click the More drop-down arrow to display all the transition effects.

Click a slide transition effect to apply it to the selected slide.

Click Apply To All to apply the transition to all the slides in the presentation.



A star Play Animations icon will appear beneath any slide that has a transition effect applied to it, as well as any slide that uses animation effects for text or objects. The icon is visible on the Slides tab in the task pane on the left and in slide sorter view. Click the star Play Animations icon to preview the animation or transition effect.

## Action Buttons

### Action Buttons

- An action button is a ready-made button that you can insert into your presentation and define hyperlinks for.
- In PowerPoint, hyperlinks become active when you run your presentation, not when you are creating it.
- Use action buttons when you want to include buttons with commonly understood symbols for going to the next, previous, first, and last slides. PowerPoint also has action buttons for playing movies or sounds. Action buttons are most commonly used for self-running presentations—for example, at a booth or kiosk.

PRINCIPAL

CMR COLLEGE OF ENGG. & TECH.  
Kandlakoya (V), Medchal Road,  
Hyderabad-501401.



### Action Buttons

- First, choose the object that you want to add an action.
- Then, click on the Action button from the Insert toolbar.

Add an action to the selected object to specify what should happen when you click on it or hover it with your mouse

### Apply multiple themes to a presentation

Do the following to apply a theme to a second slide master and a second set of layouts:

- ◊ NOTE Repeat this step to add more themes to additional slide masters and sets of layouts.
- ◊ In **Slide Master** view, in the slide master and layout thumbnail task pane, scroll down to the last layout thumbnail in the set.
- ◊ Click just below the last slide layout in the set.
- 3. On the **Slide Master** tab, in the **Edit Theme** group, click **Themes**.
- 4. Do one of the following:
  - Under **Built-In**, click the theme that you want.
  - To apply a newly-created theme or an existing theme that you modified and saved, under **Custom**, click the theme that you want.

### Speaker Notes

1. Open your PowerPoint presentation and go to the slide for which you want to include speaker notes.
2. Go to the View menu and select Notes Page.
3. Since the notes page will appear very small, go to the View menu, select Zoom to zoom in, if necessary, then select the percentage you want to zoom in.
4. Click the text placeholder, then begin typing your speaker notes.
5. Scroll to the next slide to add speaker notes to that slide.

### PRESENTER VIEW

- You can read your notes on the monitor as you are giving your presentation. The audience only sees the slide presentation.

**Use Presenter View**

Show the full-screen slide show using Presenter View.

This view allows you to project the full-screen slide show to one monitor while viewing a special "speaker view" on another monitor that includes timings and speaker notes.

This feature requires multiple monitors or a laptop with dual-display capabilities.

You need to have two monitors and use screen resolution option to enable this feature for the computer and the projector.

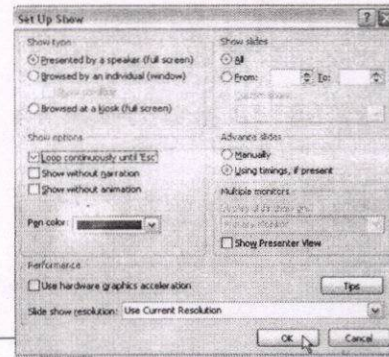


## Set up a Slide Show

- To set up a slide show:
  - Go to Slide Show toolbar – click on Set Up Show
    - Choose "Loop Continuously until 'Esc'" if you want your slide show to re-run from the beginning until you hit "Esc" key.
    - Choose other options such as whether or not you want your show to proceed manually.
    - Click OK

53


## Slide Show Set Up



54

## Saving your presentation

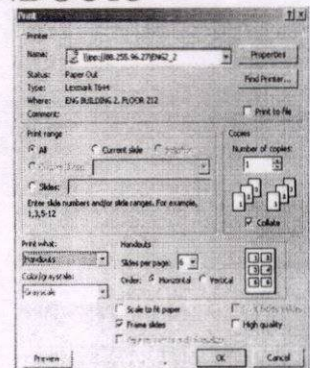
- Save your presentation by clicking Office Button and then Save As.




55

## PRINTING HANDOUTS

- 1- In the print menu select Print What:Box and change Slides to Handouts
- 2- In the activated Handouts section Use the Slides per page box to control count of the slides that will printed on the page.
- 3- Use the Order checkbox to determine the page order.



56

  
**PRINCIPAL**  
**CMR COLLEGE OF ENGG. & TECH.**  
 Kandlakoya (V), Medchal Road,  
 Hyderabad-501401.





# CMR COLLEGE OF ENGINEERING & TECHNOLOGY

(UGC Autonomous)

NAAC Accreditation with A – Grade

Kandlakoya, Hyderabad- 501 401

## FEEDBACK FORM

Name of the Presenter: Shruthika, Pravalika, Nishitha, Rushi, Shahdwar Date: 26/8/2017

Title: Introduction to Power Point

How would you rate the session.

1. How would you rate the usefulness of the content?

(1    2    3    4    5)

2. How would you rate Presenters' knowledge in the subject?

(1    2    3    4    5)

3. How would you rate the presenters' style of teaching?

(1    2    3    4    5)

4. How would you rate the pace of the presentation?

(Too fast    Too slow    Just right)

5. What did you like best or find useful in the presentation?

*The Presentation is good and is useful.*

  
PRINCIPAL

CMR COLLEGE OF ENGG & TECH.  
Kandlakoya (V), Medchal Road,  
Hyderabad-501401.





# CMR COLLEGE OF ENGINEERING & TECHNOLOGY

(UGC Autonomous)

NAAC Accreditation with A – Grade

Kandlakoya, Hyderabad- 501 401

## FEEDBACK FORM

Name of the Presenter: Shruthika, pravali, nishitha, rushi <sup>Shivaaz</sup> Date: 26-8-2017

Title: Introduction to power point.

How would you rate the session.

1. How would you rate the usefulness of the content?

(1    2    3    4<sup>✓</sup>    5)

2. How would you rate Presenters' knowledge in the subject?

(1    2    3    4<sup>✓</sup>    5)

3. How would you rate the presenters' style of teaching?

(1    2    3    4<sup>✓</sup>    5)

4. How would you rate the pace of the presentation?

(Too fast    Too slow    Just right)

5. What did you like best or find useful in the presentation?

usage of power point will be good.

PRINCIPAL

CMR COLLEGE OF ENGG. & TECH.

Kandlakoya (V), Medchal Road,

Hyderabad-501401.





# CMR COLLEGE OF ENGINEERING & TECHNOLOGY

(UGC Autonomous)

NAAC Accreditation with A – Grade

Kandlakoya, Hyderabad– 501 401

## FEEDBACK FORM

Rushi, shavaaz

Name of the Presenter: Shrutika, Pravalika, Nishita Date: 26/08/17

Title: Introduction to Powerpoint

How would you rate the session.

1. How would you rate the usefulness of the content?

(1    2    3    4    5)

2. How would you rate Presenters' knowledge in the subject?

(1    2    3    4    5)

3. How would you rate the presenters' style of teaching?

(1    2    3    4    5)

4. How would you rate the pace of the presentation?

(Too fast    Too slow    Just right)

5. What did you like best or find useful in the presentation?

Introduction to Powerpoint is a good idea to learn for students.

  
PRINCIPAL

CMR COLLEGE OF ENGG. & TECH.  
Kandlakoya (V), Medchal Road,  
Hyderabad-501401.





# CMR COLLEGE OF ENGINEERING & TECHNOLOGY

(UGC Autonomous)

NAAC Accreditation with A – Grade

Kandlakoya, Hyderabad- 501 401

## FEEDBACK FORM

Name of the Presenter: Saushika, Pravalika, Anshika, Pushika Date: 26/8/2017

Title: Introduction to Power Point

How would you rate the session.

1. How would you rate the usefulness of the content?

(1    2    3    4    5)

2. How would you rate Presenters' knowledge in the subject?

(1    2    3    4    5)

3. How would you rate the presenters' style of teaching?

(1    2    3    4    5)

4. How would you rate the pace of the presentation?

(Too fast    Too slow    Just right)

5. What did you like best or find useful in the presentation?

\_\_\_\_\_

PRINCIPAL  
CMR COLLEGE OF ENGG. & TECH.  
Kandlakoya (V), Medchal Road,  
Hyderabad-501401.





# CMR COLLEGE OF ENGINEERING & TECHNOLOGY

(UGC Autonomous)

NAAC Accreditation with A – Grade

Kandlakoya, Hyderabad- 501 401

## FEEDBACK FORM

Name of the Presenter: Shrutika, Pravalika, Nishitha, Rushi, <sup>slabaaZ</sup> Date: 26/8/2017

Title: Introduction to powerpoint.

How would you rate the session.

1. How would you rate the usefulness of the content?

(1    2    3<sup>✓</sup>    4    5)

2. How would you rate Presenters' knowledge in the subject?

(1    2<sup>✓</sup>    3    4    5)

3. How would you rate the presenters' style of teaching?

(1    2    3<sup>✓</sup>    4    5)

4. How would you rate the pace of the presentation?

(Too fast    Too slow<sup>✓</sup>    Just right)

5. What did you like best or find useful in the presentation?

\_\_\_\_\_

  
PRINCIPAL

CMR COLLEGE OF ENGG. & TECH.  
Kandlakoya (V), Medchal Road,  
Hyderabad-501401.





# CMR COLLEGE OF ENGINEERING & TECHNOLOGY

(UGC Autonomous)

NAAC Accreditation with A – Grade

Kandlakoya, Hyderabad- 501 401

## FEEDBACK FORM

Name of the Presenter: Shruthika, Pravatika, Nishitha, Rushi, Shabbaz Date: 26-8-17

Title: Introduction to power point

How would you rate the session.

1. How would you rate the usefulness of the content?

(1 2 3 4 5)

2. How would you rate Presenters' knowledge in the subject?

(1 2 3 4 5)

3. How would you rate the presenters' style of teaching?

(1 2 3 4 5)

4. How would you rate the pace of the presentation?

(Too fast Too slow Just right)

5. What did you like best or find useful in the presentation?

—

  
PRINCIPAL

CMR COLLEGE OF ENGG. & TECH.  
Kandlakoya (V), Medchal Road,  
Hyderabad-501401.





# CMR COLLEGE OF ENGINEERING & TECHNOLOGY

(UGC Autonomous)

NAAC Accreditation with A – Grade

Kandlakoya, Hyderabad- 501 401

## FEEDBACK FORM

Name of the Presenter: Shaukika, Babanika, Aishwika,

Jushi, Shabana  
Saba  
Date: 26-8-2017

Title: Introduction to Power Point

How would you rate the session.

1. How would you rate the usefulness of the content?

(1  2  3  4  5)

2. How would you rate Presenters' knowledge in the subject?

(1  2  3  4  5)

3. How would you rate the presenters' style of teaching?

(1  2  3  4  5)

4. How would you rate the pace of the presentation?

(Too fast  Too slow  Just right )

5. What did you like best or find useful in the presentation?

\_\_\_\_\_

PRINCIPAL

CMR COLLEGE OF ENGG. & TECH.  
Kandlakoya (V), Medchal Road,  
Hyderabad-501401.





# CMR COLLEGE OF ENGINEERING & TECHNOLOGY

(UGC Autonomous)

NAAC Accreditation with A - Grade

Kandlakoya, Hyderabad- 501 401

## FEEDBACK FORM

Name of the Presenter: Sruthika, Pravalika, Nishitha, Rushi <sup>shabaz</sup> Date: 26/08/2018

Title: Introduction to power point

How would you rate the session.

1. How would you rate the usefulness of the content?

(1    2    3     4    5)

2. How would you rate Presenters' knowledge in the subject?

(1    2     3    4    5)

3. How would you rate the presenters' style of teaching?

(1    2    3    4     5)

4. How would you rate the pace of the presentation?

( Too fast    Too slow    Just right)

5. What did you like best or find useful in the presentation?

Good

  
PRINCIPAL

CMR COLLEGE OF ENGG. & TECH.  
Kandlakoya (V), Medchal Road,  
Hyderabad-501401.





# CMR COLLEGE OF ENGINEERING & TECHNOLOGY

(UGC Autonomous)

NAAC Accreditation with A - Grade

Kandlakoya, Hyderabad- 501 401

## FEEDBACK FORM

Name of the Presenter: Saathika, Pravalika, nishitha, Rushi, shab<sup>h</sup> Date: 26/8/17.

Title: Introduction to power point

How would you rate the session.

1. How would you rate the usefulness of the content?  
(1    2     3    4    5)
2. How would you rate Presenters' knowledge in the subject?  
(1    2     3    4    5)
3. How would you rate the presenters' style of teaching?  
(1    2     3    4    5)
4. How would you rate the pace of the presentation?  
(Too fast     Too slow    Just right)
5. What did you like best or find useful in the presentation?

Not bad but somewhat good

PRINCIPAL  
CMR COLLEGE OF ENGG. & TECH.  
Kandlakoya (V), Medchal Road,  
Hyderabad-501401.





# CMR COLLEGE OF ENGINEERING & TECHNOLOGY

(UGC Autonomous)

NAAC Accreditation with A – Grade

Kandlakoya, Hyderabad- 501 401

## FEEDBACK FORM

Name of the Presenter: Sruthika, Pravalika, Nishitha <sup>Rusha, Shalini</sup> Date: 26/8/17

Title: Introduction to power point

How would you rate the session.

1. How would you rate the usefulness of the content?

(1    2    3    4    5)

2. How would you rate Presenters' knowledge in the subject?

(1    2    3    4    5)

3. How would you rate the presenters' style of teaching?

(1    2    3    4    5)

4. How would you rate the pace of the presentation?

(Too fast    Too slow    Just right)

5. What did you like best or find useful in the presentation?

Not bad

  
PRINCIPAL

CMR COLLEGE OF ENGG. & TECH.  
Kandlakoya (V), Medchal Road,  
Hyderabad-501401.





# CMR COLLEGE OF ENGINEERING & TECHNOLOGY

(UGC Autonomous)

NAAC Accreditation with A – Grade

Kandlakoya, Hyderabad- 501 401

## FEEDBACK FORM

Name of the Presenter: Shruthika, Pravalika, Nisitha, Ruchi, Shagaa Date: 26-08-17

Title: Introduction to power point

How would you rate the session.

1. How would you rate the usefulness of the content?

(1 2 3 4 5)

2. How would you rate Presenters' knowledge in the subject?

(1 2 3 4 5)

3. How would you rate the presenters' style of teaching?

(1 2 3 4 5)

4. How would you rate the pace of the presentation?

(Too fast Too slow Just right)

5. What did you like best or find useful in the presentation?

  
PRINCIPAL

CMR COLLEGE OF ENGG. & TECH.  
Kandlakoya (V), Medchal Road,  
Hyderabad-501401.





# CMR COLLEGE OF ENGINEERING & TECHNOLOGY

(UGC Autonomous)  
NAAC Accreditation with A – Grade  
Kandlakoya, Hyderabad– 501 401

## FEEDBACK FORM

Name of the Presenter: Shrutika, Pravalika, Nishita <sup>Rushi, shebaag.</sup> Date: 26-08-2017

Title: Introduction to power point

How would you rate the session.

1. How would you rate the usefulness of the content?

(1    2    3    4    5)

2. How would you rate Presenters' knowledge in the subject?

(1    2    3    4    5)

3. How would you rate the presenters' style of teaching?

(1    2    3    4    5)

4. How would you rate the pace of the presentation?

(Too fast    Too slow    Just right)

5. What did you like best or find useful in the presentation?

PRINCIPAL  
CMR COLLEGE OF ENGG. & TECH.  
Kandlakoya (V), Medchal Road,  
Hyderabad-501401.





# CMR COLLEGE OF ENGINEERING & TECHNOLOGY

(UGC Autonomous)

NAAC Accreditation with A – Grade

Kandlakoya, Hyderabad– 501 401

## FEEDBACK FORM

Name of the Presenter: Shruthika, Pravalika, Nishitha, Rushi, Shamash Date: 26-08-17

Title: Introduction to power point

How would you rate the session.

1. How would you rate the usefulness of the content?

(1 2 3 4 5)

2. How would you rate Presenters' knowledge in the subject?

(1 2 3 4 5)

3. How would you rate the presenters' style of teaching?

(1 2 3 4 5)

4. How would you rate the pace of the presentation?

(Too fast Too slow Just right)

5. What did you like best or find useful in the presentation?

  
PRINCIPAL

CMR COLLEGE OF ENGG. & TECH.  
Kandlakoya (V), Medchal Road,  
Hyderabad-501401.





# CMR COLLEGE OF ENGINEERING & TECHNOLOGY

(UGC Autonomous)

NAAC Accreditation with A – Grade

Kandlakoya, Hyderabad– 501 401

## FEEDBACK FORM

Name of the Presenter: Shruthika, pravalika, nishitha, Rusli <sup>Shahbaz</sup> Date: 26/08/2017

Title: Introduction to power point

How would you rate the session.

1. How would you rate the usefulness of the content?

(1    2    3    4     5)

2. How would you rate Presenters' knowledge in the subject?

(1    2    3    4     5)

3. How would you rate the presenters' style of teaching?

(1    2    3    4     5)

4. How would you rate the pace of the presentation?

(Too fast    Too slow     Just right)

5. What did you like best or find useful in the presentation?

PRINCIPAL

CMR COLLEGE OF ENGG. & TECH.  
Kandlakoya (V), Medchal Road,  
Hyderabad-501401.





# CMR COLLEGE OF ENGINEERING & TECHNOLOGY

(UGC Autonomous)

NAAC Accreditation with A – Grade

Kandlakoya, Hyderabad– 501 401

## FEEDBACK FORM

Name of the Presenter: SHRUTHIKA, PRAVILAKA, RISHITHA, RUSHI, Date: 26-08-2017

Title: INTRODUCTION TO POWER POINT.

How would you rate the session.

1. How would you rate the usefulness of the content?

(1 2 3 4 5)

2. How would you rate Presenters' knowledge in the subject?

(1 2 3 4 5)

3. How would you rate the presenters' style of teaching?

(1 2 3 4 5)

4. How would you rate the pace of the presentation?

(Too fast Too slow Just right)

5. What did you like best or find useful in the presentation?

  
PRINCIPAL

CMR COLLEGE OF ENGG. & TECH.

Kandlakoya (V), Medchal Road,

Hyderabad-501401.





# CMR COLLEGE OF ENGINEERING & TECHNOLOGY

(UGC Autonomous)

NAAC Accreditation with A – Grade

Kandlakoya, Hyderabad– 501 401

## FEEDBACK FORM

Name of the Presenter: Shruthika, <sup>nishitha, Ruski, shabazz</sup> Pawankh, Date: 26/8/17.

Title: Introduction to power point.

How would you rate the session.

1. How would you rate the usefulness of the content?

(1 2 3 4 5)

2. How would you rate Presenters' knowledge in the subject?

(1 2 3 4 5)

3. How would you rate the presenters' style of teaching?

(1 2 3 4 5)

4. How would you rate the pace of the presentation?

(Too fast Too slow Just right)

5. What did you like best or find useful in the presentation?

The topic is explained clearly

PRINCIPAL

CMR COLLEGE OF ENGG. & TECH.  
Kandlakoya (V), Medchal Road,  
Hyderabad-501401.





# CMR COLLEGE OF ENGINEERING & TECHNOLOGY

(UGC Autonomous)

NAAC Accreditation with A - Grade

Kandlakoya, Hyderabad- 501 401

## FEEDBACK FORM

Name of the Presenter: sbruthika, pravalika, Nishitha, Rushi, shabbaz Date: 26-08-2017

Title: introduction to power point

How would you rate the session.

1. How would you rate the usefulness of the content?

(1 2 3 4  5)

2. How would you rate Presenters' knowledge in the subject?

(1 2 3 4 5)

3. How would you rate the presenters' style of teaching?

(1 2 3 4  5)

4. How would you rate the pace of the presentation?

(Too fast Too slow Just right )

5. What did you like best or find useful in the presentation?

The Topic is explained clearly.

  
PRINCIPAL

CMR COLLEGE OF ENGG. & TECH.  
Kandlakoya (V), Medchal Road,  
Hyderabad-501401.





# CMR COLLEGE OF ENGINEERING & TECHNOLOGY

(UGC Autonomous)

NAAC Accreditation with A – Grade

Kandlakoya, Hyderabad- 501 401


## FEEDBACK FORM

Name of the Presenter: Shruthika, Ravallika, Nishitha <sup>Rushi, Srimalz</sup> Date: 26/8/2017

Title: Introduction to Power Point

How would you rate the session.

1. How would you rate the usefulness of the content?  
(1    2    3    4    5)
2. How would you rate Presenters' knowledge in the subject?  
(1    2    3    4    5)
3. How would you rate the presenters' style of teaching?  
(1    2    3    4    5)
4. How would you rate the pace of the presentation?  
(Too fast    Too slow    Just right)
5. What did you like best or find useful in the presentation?

  
PRINCIPAL  
CMR COLLEGE OF ENGG. & TECH.  
Kandlakoya (V), Medchal Road,  
Hyderabad-501401.





# CMR COLLEGE OF ENGINEERING & TECHNOLOGY

(UGC Autonomous)  
NAAC Accreditation with A – Grade  
Kandlakoya, Hyderabad– 501 401

## FEEDBACK FORM

Name of the Presenter: Shruthika, Pravalika, Nishitha <sup>Rushi Shabdas</sup> Date: 26/8/19

Title: Introduction to powerpoint

How would you rate the session.

1. How would you rate the usefulness of the content?  
(1    2    3    4    5) ✓
2. How would you rate Presenters' knowledge in the subject?  
(1    2    3    4    5) ✓
3. How would you rate the presenters' style of teaching?  
(1    2    3    4    5) ✓
4. How would you rate the pace of the presentation?  
(Too fast    Too slow    Just right) ✓
5. What did you like best or find useful in the presentation?

  
PRINCIPAL

CMR COLLEGE OF ENGG. & TECH.  
Kandlakoya (V), Medchal Road,  
Hyderabad-501401.





# CMR COLLEGE OF ENGINEERING & TECHNOLOGY

(UGC Autonomous)

NAAC Accreditation with A – Grade

Kandlakoya, Hyderabad – 501 401

## FEEDBACK FORM

Name of the Presenter: Shruthika Pravalika Mishra Rishi Date: 26-08-17  
shobaa

Title: Introduction to Power Point

How would you rate the session.

1. How would you rate the usefulness of the content?

(1 2 3 4  5)

2. How would you rate Presenters' knowledge in the subject?

(1  2 3 4 5)

3. How would you rate the presenters' style of teaching?

(1 2 3  4 5)

4. How would you rate the pace of the presentation?

(Too fast Too slow  Just right)

5. What did you like best or find useful in the presentation?

→ Information on Power point is so good

→ It is useful for us a lot.

→ we gain a lot in the presentation

  
PRINCIPAL

CMR COLLEGE OF ENGG. & TECH.  
Kandlakoya (V), Medchal Road,  
Hyderabad-501401.



# CMR COLLEGE OF ENGINEERING & TECHNOLOGY

(UGC Autonomous)

NAAC Accreditation with A - Grade

Kandlakoya, Hyderabad- 501 401

## FEEDBACK FORM

Name of the Presenter: Shruthika, Pravalika , Nishithi, Bishhi, Shabana  
Date: 26/8/2017

Title: Introduction to power point

How would you rate the session.

1. How would you rate the usefulness of the content?

(1    2    3    4    5)

2. How would you rate Presenters' knowledge in the subject?

(1    2    3    4    5)

3. How would you rate the presenters' style of teaching?

(1    2    3    4    5)

4. How would you rate the pace of the presentation?

(Too fast    Too slow    Just right)

5. What did you like best or find useful in the presentation?

really they taught well, really good in  
explaining and sharing knowledge

PRINCIPAL

CMR COLLEGE OF ENGG. & TECH.  
Kandlakoya (V), Medchal Road,  
Hyderabad-501401.



# CMR COLLEGE OF ENGINEERING & TECHNOLOGY

(UGC Autonomous)

NAAC Accreditation with A - Grade

Kandlakoya, Hyderabad- 501 401

## FEEDBACK FORM

Name of the Presenter: Shruthika prawalika Nishi<sup>th</sup> Date: 26-08-2017

Title: Introduction to ShabaaZ power point

How would you rate the session.

1. How would you rate the usefulness of the content?

(1 2 3 4 5)

2. How would you rate Presenters' knowledge in the subject?

(1 2 3 4 5)

3. How would you rate the presenters' style of teaching?


(1 2 3 4 5)

4. How would you rate the pace of the presentation?

(Too fast Too slow Just right)

5. What did you like best or find useful in the presentation?

They taught well, we received maximum knowledge from them.

  
PRINCIPAL  
CMR COLLEGE OF ENGG. & TECH.  
Kandlakoya (V), Medchal Road,  
Hyderabad-501401.





# CMR COLLEGE OF ENGINEERING & TECHNOLOGY

(UGC Autonomous)  
NAAC Accreditation with A - Grade  
Kandlakoya, Hyderabad- 501 401

## FEEDBACK FORM

Name of the Presenter: Shruthika, Pravalika, Nitisha, Rushi, Shabbaaz Date: 26/8/2017

Title: Introduction to power point

How would you rate the session.

1. How would you rate the usefulness of the content?

(1    2    3    4     5)

2. How would you rate Presenters' knowledge in the subject?

(1    2    3     4    5)

3. How would you rate the presenters' style of teaching?

(1    2    3    4     5)

4. How would you rate the pace of the presentation?

(Too fast    Too slow     Just right)

5. What did you like best or find useful in the presentation?

Really they taught well, good in explaining  
and sharing knowledge.

**PRINCIPAL**  
CMR COLLEGE OF ENGG. & TECH.  
Kandlakoya (V), Medchal Road,  
Hyderabad-501401.



# CMR COLLEGE OF ENGINEERING & TECHNOLOGY

(UGC Autonomous)

NAAC Accreditation with A - Grade

Kandlakoya, Hyderabad- 501 401



## FEEDBACK FORM

Name of the Presenter: shouthika, pravalika, nishitha <sup>rushi, shahbaaz</sup> Date: 26/08/2017

Title: Introduction to power point

How would you rate the session.

1. How would you rate the usefulness of the content?

(1    2    3    4    5) ✓

2. How would you rate Presenters' knowledge in the subject?

(1    2    3    4    5) ✓

3. How would you rate the presenters' style of teaching?

(1    2    3    4    5) ✓

4. How would you rate the pace of the presentation?

(Too fast    Too slow    Just right) ✓

5. What did you like best or find useful in the presentation?

They explain very well, they have lots of knowledge.

PRINCIPAL

CMR COLLEGE OF ENGG. & TECH.

Kandlakoya (V), Medchal Road,

Hyderabad-501401.





# CMR COLLEGE OF ENGINEERING & TECHNOLOGY

(UGC Autonomous)

NAAC Accreditation with A – Grade

Kandlakoya, Hyderabad- 501 401

## FEEDBACK FORM

Name of the Presenter: Shruthika, Poavalika, Nishitha, Rushi, Date: 26-8-2017  
Shabaa2

Title: Introduction to Powerpoint

How would you rate the session.

1. How would you rate the usefulness of the content?

(1    2    3    4    5)

2. How would you rate Presenters' knowledge in the subject?

(1    2    3    4    5)

3. How would you rate the presenters' style of teaching?

(1    2    3    4    5)

4. How would you rate the pace of the presentation?

(Too fast    Too slow    Just right)

5. What did you like best or find useful in the presentation?

*It would be better if they had graphical & pictorial representation*

PRINCIPAL

CMR COLLEGE OF ENGG. & TECH.

Kandlakoya (V), Medchal Road,

Hyderabad-501401.





# CMR COLLEGE OF ENGINEERING & TECHNOLOGY

(UGC Autonomous)

NAAC Accreditation with A – Grade

Kandlakoya, Hyderabad- 501 401

## FEEDBACK FORM

Name of the Presenter: Shruthika, Pravalika, Nishitha, Rushi, Shabbaz, Date: 26-08-2014

Title: Introduction to power point

How would you rate the session.

1. How would you rate the usefulness of the content?

(1    2    3    4    5)

2. How would you rate Presenters' knowledge in the subject?

(1    2    3    4    5)

3. How would you rate the presenters' style of teaching?

(1    2    3    4    5)

4. How would you rate the pace of the presentation?

(Too fast    Too slow    Just right)

5. What did you like best or find useful in the presentation?

• It is hurry but good.

PRINCIPAL

CMR COLLEGE OF ENGG. & TECH.

Kandlakoya (V), Medchal Road,

Hyderabad-501401.





# CMR COLLEGE OF ENGINEERING & TECHNOLOGY

(UGC Autonomous)

NAAC Accreditation with A – Grade

Kandlakoya, Hyderabad– 501 401

## FEEDBACK FORM

Name of the Presenter: Shruthika, pravillika, Mishitha, Pushi, Shabaz Date: 26-08-2017

Title: Introduction to power point

How would you rate the session.

1. How would you rate the usefulness of the content?

(1 2 3 4 5) ✓

2. How would you rate Presenters' knowledge in the subject?

(1 2 3 4 5) ✓

3. How would you rate the presenters' style of teaching?

(1 2 3 4 5) ✓

4. How would you rate the pace of the presentation?

(Too fast Too slow Just right) ✓

5. What did you like best or find useful in the presentation?

*It was a bit hurry. but went good.*

*They didnt have proper pictures*

  
PRINCIPAL

CMR COLLEGE OF ENGG. & TECH.  
Kandlakoya (V), Medchal Road,  
Hyderabad-501401.



28-8-2017

To

The Principal,  
CMRCET,  
Kandlakoya,  
Hyderabad,  
501401.



Dear Sir,

*Sub: Appreciation on behalf of ZPHS, Ravalkole- Reg.*

I take this opportunity to express thanks to Naipunya Club, CMRCET for delivering a 1 day session "Guest lecture on Introduction to PowerPoint Presentation" on 26-8-2017. I extend heartfelt thanks to the speakers of the guest talk.

Thanking you,

  
Head Master

  
**PRINCIPAL  
CMR COLLEGE OF ENGG & TECH  
Kandlakoya (V), Medchal Mandal,  
Hyderabad-501401.**

ZPHS,  
Ravalkole,  
Medchal Dist.  
Head Mistress  
ZPHS Ravalkole  
Medchal Mandal





# CMR COLLEGE OF ENGINEERING & TECHNOLOGY

(UGC AUTONOMOUS)

Approved by AICTE New Delhi, Permanently affiliated to JNTUH  
Accredited by NAAC with 'A' Grade, All B.Tech Programmes Accredited by NBA  
Kandlakoya (V), Medchal Road, Hyderabad -501401.

Date: 02-09-2017

To  
The Principal,  
CMR College of Engineering & Technology,  
Hyderabad.

Through: Coordinator, IQAC- CMRCET.

Respected sir,

**Subject:** Approval for organizing hands on session on House wiring and Repair- Reg.

As per the discussion held with the Sarpanch of Pudur and Ravalkole the unemployed youth are in need of hands-on session for enhancing their employability skills. As such we are planning to conduct a hands-on session on "House wiring & Repair" for three days i.e. from 09-09-2017 to 11-09-2017 in our college premises under "NAIPUNYA CLUB". This workshop as it creates awareness about electrical safety measures and practical approach on basic house wiring and techniques.

Resource person for this training is **Dasari Ajay Associate Professor Mechanical Department, CMRCET.**

The topics to be covered are hereby enclosed.

In this regard of concern kindly accept the proposal and provide the resources.

| S.NO | Name of the component             | Quantity(NO) |
|------|-----------------------------------|--------------|
| 01   | Tube lights & Bulbs               | 10 Each      |
| 02   | Choke coils                       | 10           |
| 03   | Two way switches & one way switch | 10 Each      |
| 04   | MCB s & Plug sockets              | 10 Each      |
| 05   | Connecting wires                  | 30mts        |

*HOD (mechan) and convenor*

*Permitted  
to conduct work lab facilities*

*Dr. Srinivasa Rao  
2/9/17*

PRINCIPAL  
Dr. J. Srinivasa Rao  
Convenor,  
Naipunya Club,  
CMRCET.  
Kandlakoya (V), Medchal Road,  
Hyderabad-501401.






# CMR COLLEGE OF ENGINEERING & TECHNOLOGY

(UGC AUTONOMOUS)

Approved by AICTE New Delhi, Permanently affiliated to JNTUH  
Accredited by NAAC with 'A' Grade, All B.Tech Programmes Accredited by NBA  
Kandlakoya (V), Medchal Road, Hyderabad -501401.

| <b>Day 1</b>                           |   |
|--|---|
| <b>TIME</b>                            | <b>TOPICS</b>   |
| 10:00am-<br>11:30am                    | Introduction importance of House writing  |
| <b>11:30am – 11:45am<br/>Break</b>     |   |
| 11:45am –<br>1:15Pm                    | Selection of elements & Components for House writing  |
| <b>1:15pm – 2:00pm<br/>Lunch</b>       |   |
| 2:00pm –<br>4:00pm                     | Types of switches Isolators & circuit Breaks Fuses  |
| <b>Day 2</b>                           |   |
| 10:00am –<br>11:30am                   | Selection of wires & Importance & general methods (Electrical methods)  |
| <b>11:30am – 11:45am<br/>Break</b>     |   |
| 11:45am –<br>1:15pm                    | Lab visit: Types of symbols and their identifications   |
| <b>1:15pm – 2:00pm<br/>Lunch</b>       |   |
| 2:00pm –<br>4:00pm                     | Basic switch connections<br>One comp controlled<br>Two Lamps controlled by one-way switch<br>One lamp controlled by 2-watt switches |
| <b>Day 3</b>                           |   |
| 9:00am –<br>11:00am                    | Fan connections & repair  |
| 11:00am –<br>1:00pm                    | Repair & Maintenance  |
| <b>1:00pm – 1:30pm<br/>Lunch Break</b> |   |
| 1:30pm –<br>3:00pm                     | Hands on fitting & their Hands-on fitting & Their Types   |
| 3:00pm –<br>4:00pm                     | Conduction & Vote of Thanks   |

  
**PRINCIPAL**  
CMR COLLEGE OF ENGG. & TECH.  
Kandlakoya (V), Medchal Road,  
Hyderabad-501401.





# CMR COLLEGE OF ENGINEERING & TECHNOLOGY

(UGC AUTONOMOUS)

Approved by AICTE New Delhi, Permanently affiliated to JNTUH  
Accredited by NAAC with 'A' Grade, All B.Tech Programmes Accredited by NBA  
Kandlakoya (V), Medchal Road, Hyderabad -501401.

04-09-2017

షైదరాబాద్

సర్పంచ్,

పూడూర్, మేడ్చల్ మండల్

షైదరాబాద్.

గౌరవనీయులైన పూడూర్ గ్రామ సర్పంచారి దివ్యసుముఖమమునకు

అయ్యా,

మేము సి.ఎం.ఆర్. కాలేజీ నందు విద్యుత్త్వరింగ్మరియు రిపేర్మి ఉచిత శిక్షణశిబిరంను నిర్వహించుచున్నాము. ఈశిబిరంనందు నిరుద్యోగులైన యువతి యువకులకు విద్యుత్త్వరింగ్మరియు రిపేర్మి సంబంధించిన పనులపై 09-09-2017 నుండి 11-09-2017 వరకు అవగాహనా మరియు శిక్షణ ఇవ్వడం జరుగును. కనుక తమరు మీగ్రామంలో గల నిరుద్యోగ విద్యార్థిని విద్యార్థులకు తిలయపరచి ఈకార్యక్రమంనకు పాల్పడమనిగా విజ్ఞప్తిచేయడమైనది

చిత్తగించగలరు



మేజర్.డాక్టర్.వి.వి.నారాయణ

ప్రిన్సిపాల్

PRINCIPAL  
CMR College of Engg. & Technology  
Kandlakoya (V), Medchal,  
Hyderabad-501401.

PRINCIPAL

CMR COLLEGE OF ENGG. & TECH.  
Kandlakoya (V), Medchal Road,  
Hyderabad-501401.



## Report on Hands on "House Wiring and Repair"

Under

Naipunya

Date: 09-09-2017 to 11-09-2017,

Time: 9 am to 4.00 pm

Venue: CMR College of Engineering & Technology

### Topic: House Wiring and Repair

Hands-on session on House wiring and repair for employees and unemployed youth

Details of Speaker: Dasari Ajay

**Event report:** IQAC have organized a hands-on program for Unemployed youth of Ravalkol village and as a part of it House wiring and repair was taught to them. The entire hands on was scheduled for three days session conducted by Dasari Ajay.


The program is divided into nine parts:

1. Introduction importance of House writing
2. Choosing of elements & Components for House writing
3. Types of switches Isolators & Circuit Breaks Fuses
4. Selection of wires & its Importance
5. Lab visit: Types of symbols and their identifications
6. Basic switch connections (One comp controlled, Two Lamps controlled by one-way switch, One lamp controlled by 2-way switches)
7. Fan connections & repair
8. Repair & Maintenance
9. Hands on fitting & their Hands-on fitting & Their Types

No. of Student attended the session 07


**Feedback:** As per discussion with the people involved in the session, the topic covered was appreciated by most of the students and requested to arrange such hands on with advancements in the future also

**Course outcome :** To analyze the basic connections and the operation with switches and isolators under different conditions.

  
PRINCIPAL  
CMR COLLEGE OF ENGG. & TECH.  
Kandlakoya (V), Madchal Road,  
Hyderabad-501401.








  
**PRINCIPAL**  
**CMR COLLEGE OF ENGG. & TECH.**  
Kandlakoya (V), Medchal Road,  
Hyderabad-501401.





*[Handwritten signature]*

PRINCIPAL  
CMR COLLEGE OF ENGG. & TECH.  
Kandlakoya (V), Medchal Road,  
Hyderabad-501401.







## FEEDBACK FORM

|                                |                                 |
|--------------------------------|---------------------------------|
| Participant Name: విష్ణు       | Training Date: 9/9/17 - 11/9/17 |
| Training Location: సి.యం. జిర్ | Training Title                  |
| Department                     | Mobile No. 8309467515           |

| S.NO | Description   | Excellent<br>అద్భుతం | Good<br>బాగుంది | Satisfactory<br>పర్వాలేదు | Poor<br>బాగాలేదు |
|------|---|----------------------|-----------------|---------------------------|------------------|
| 01   | The training content was relevant to me<br>ట్రైనింగ్ కి సంబంధిత విషయాలు మీకు సంబంధించినవేన?   | ✓                    |                 |                           |                  |
| 02   | The amount of material was covered was sufficient<br>మీకు ఇచ్చిన మెటీరియల్ ఉపయోగపడిందా?   | ✓                    |                 |                           |                  |
| 03   | Instructional methods & media were used appropriately which made learning easy<br>స్పీకర్ గారు చెప్పిన విధానం మీకు సులువు గా అనిపించిందా? | ✓                    |                 |                           |                  |
| 04   | I am confident of using concepts covered<br>మీరు నేర్చుకున్నవి వనియోగిస్తారా??  | ✓                    |                 |                           |                  |

PRINCIPAL

CMR COLLEGE OF ENGG & TECH.  
 Kandlakoya (V), Medchal Road,  
 Hyderabad-501401.





# CMR COLLEGE OF ENGINEERING & TECHNOLOGY

(UGC Autonomous)

NAAC Accreditation with A Grade

Kandlakoya, Hyderabad - 501401

## FEEDBACK FORM

|                               |                                 |
|-------------------------------|---------------------------------|
| Participant Name: అలనయ్య      | Training Date: 9/9/17 - 11/9/17 |
| Training Location: సి.ఐ. శిర్ | Training Title                  |
| Department                    | Mobile No. 9390567066           |

| S.NO | Description  | Excellent<br>అద్భుతం | Good<br>బాగుంది | Satisfactory<br>పర్వాలేదు | Poor<br>బాగాలేదు |
|------|--|----------------------|-----------------|---------------------------|------------------|
| 01   | The training content was relevant to me<br>ట్రైనింగ్ కి సంబంధిత విషయాలు మీకు సంబంధించినవేన?  |                      | ✓               |                           |                  |
| 02   | The amount of material was covered was sufficient<br>మీకు ఇచ్చిన మెటీరియల్ ఉపయోగపడిందా?  |                      | ✓               |                           |                  |
| 03   | Instructional methods & media were used appropriately which made learning easy<br>స్పీకర్ గారు చెప్పిన విధానం మీకు సులువుగా అనిపించిందా? |                      | ✓               |                           |                  |
| 04   | I am confident of using concepts covered<br>మీకు నేర్చుకున్నవి వినయోగిస్తారా??   |                      |                 | ✓                         |                  |

PRINCIPAL  
CMR COLLEGE OF ENGG & TECH.  
Kandlakoya (V), Medchal Road,  
Hyderabad-501401.



# CMR COLLEGE OF ENGINEERING & TECHNOLOGY

(UGC Autonomous)

NAAC Accreditation with A Grade

Kandlakoya, Hyderabad - 501 401

## FEEDBACK FORM

|                                     |   |
|-------------------------------------|---|
| Participant Name: <u>అరుణ్</u>      | Training Date: <u>9/9/17 to 11/9/17</u> |
| Training Location: <u>సి.ఎం.ఆర్</u> | Training Title                          |
| Department                          | Mobile No. <u>9848202625</u>            |

| S.NO | Description   | Excellent<br>అద్భుతం | Good<br>బాగుంది | Satisfactory<br>పర్వాలేదు | Poor<br>బాగాలేదు |
|------|---|----------------------|-----------------|---------------------------|------------------|
| 01   | The training content was relevant to me<br>ట్రైనింగ్ కి సంబంధిత విషయాలు మీకు సంబంధించినవేన?   |                      | ✓               |                           |                  |
| 02   | The amount of material was covered was sufficient<br>మీకు ఇచ్చిన మెటీరియల్ ఉపయోగపడిందా?   |                      | ✓               |                           |                  |
| 03   | Instructional methods & media were used appropriately which made learning easy<br>స్పీకర్ గారు చెప్పిన విధానం మీకు సులువు గా అనిపించిందా? | ✓                    |                 |                           |                  |
| 04   | I am confident of using concepts covered<br>మీరు నేర్చుకున్నవి వినియోగిస్తారా??   | ✓                    |                 |                           |                  |

  
**PRINCIPAL**  
**CMR COLLEGE OF ENGG. & TECH.**  
 Kandlakoya (V), Medchal Road,  
 Hyderabad-501401.



# CMR COLLEGE OF ENGINEERING & TECHNOLOGY

(UGC Autonomous)

NAAC Accreditation with A Grade

Kandlakoya, Hyderabad - 501 401

## FEEDBACK FORM

|                                      |   |
|--------------------------------------|---|
| Participant Name: <u>అమర</u>         | Training Date: <u>9/9/17 to 11/9/17</u> |
| Training Location: <u>సియం. జి.ఓ</u> | Training Title                          |
| Department                           | Mobile No. <u>9008442920</u>            |

| S.NO | Description  | Excellent<br>అద్భుతం | Good<br>బాగుంది | Satisfactory<br>పర్వాలేదు | Poor<br>బాగాలేదు |
|------|--|----------------------|-----------------|---------------------------|------------------|
| 01   | The training content was relevant to me<br>ట్రైనింగ్ కి సంబంధిత విషయాలు మీకు సంబంధించినవేన?  |                      | ✓               |                           |                  |
| 02   | The amount of material was covered was sufficient<br>మీకు ఇచ్చిన మెటీరియల్ ఉపయోగపడిందా?  |                      | ✓               |                           |                  |
| 03   | Instructional methods & media were used appropriately which made learning easy<br>స్పీకర్ గారు ఉపయోగించిన విధానం మీకు సులువు గా అనిపించిందా? |                      |                 |                           |                  |
| 04   | I am confident of using concepts covered<br>మీరు నేర్చుకున్నవి వినియోగిస్తారా??  |                      |                 |                           |                  |

PRINCIPAL

CMR COLLEGE OF ENGG. & TECH.

Kandlakoya (V), Medchal Road,

Hyderabad-501401.





# CMR COLLEGE OF ENGINEERING & TECHNOLOGY

(UGC Autonomous)

NAAC Accreditation with A Grade

Kandlakoya, Hyderabad - 501401

## FEEDBACK FORM

|                                     |   |
|-------------------------------------|---|
| Participant Name: <u>మహేశ్</u>      | Training Date: <u>9/9/17 to 11/9/17</u> |
| Training Location: <u>సి.ఎం.ఆర్</u> | Training Title                          |
| Department                          | Mobile No. <u>9876543210</u>            |

| S.NO | Description   | Excellent<br>అద్భుతం | Good<br>బాగుంది | Satisfactory<br>పర్వాలేదు | Poor<br>బాగాలేదు |
|------|---|----------------------|-----------------|---------------------------|------------------|
| 01   | The training content was relevant to me<br>ట్రైనింగ్ కి సంబంధిత విషయాలు మీకు సంబంధించినవేన?   |                      | ✓               |                           |                  |
| 02   | The amount of material was covered was sufficient<br>మీకు ఇచ్చిన మెటీరియల్ ఉపయోగపడిందా?   |                      | ✓               |                           |                  |
| 03   | Instructional methods & media were used appropriately which made learning easy<br>స్ట్రీకర్ గారు ఉపయోగించిన విధానం మీకు సులువుగా అనిపించిందా? |                      | ✓               |                           |                  |
| 04   | I am confident of using concepts covered<br>మీరు నేర్చుకున్నవి వనియోగిస్తారా??  |                      |                 | ✓                         |                  |

PRINCIPAL  
CMR COLLEGE OF ENGG. & TECH.  
Kandlakoya (V), Madchal Road,  
Hyderabad-501401.



# CMR COLLEGE OF ENGINEERING & TECHNOLOGY

(UGC Autonomous)

NAAC Accreditation with A Grade

Kandlakoya, Hyderabad - 501 401

## FEEDBACK FORM

|                                |                                  |
|--------------------------------|----------------------------------|
| Participant Name: శ్రీ రామ్    | Training Date: 9/9/17 to 11/9/17 |
| Training Location: సి. పం. లోక | Training Title                   |
| Department                     | Mobile No. 9591730654            |

| S.NO | Description   | Excellent<br>అద్భుతం | Good<br>బాగుంది | Satisfactory<br>పర్వాలేదు | Poor<br>బాగాలేదు |
|------|---|----------------------|-----------------|---------------------------|------------------|
| 01   | The training content was relevant to me<br>ట్రైనింగ్ కి సంబంధిత విషయాలు మీకు సంబంధించినవేన?   | ✓                    |                 |                           |                  |
| 02   | The amount of material was covered was sufficient<br>మీకు ఇచ్చిన మెటీరియల్ ఉపయోగపడిందా?   | ✓                    |                 |                           |                  |
| 03   | Instructional methods & media were used appropriately which made learning easy<br>స్పీకర్ గారు ఉపయోగించిన విధానం మీకు సులువుగా అనిపించిందా? |                      | ✓               |                           |                  |
| 04   | I am confident of using concepts covered<br>మీరు నేర్చుకున్నవి వినియోగిస్తారా??   |                      | ✓               |                           |                  |

PRINCIPAL

CMR COLLEGE OF ENGG. & TECH.

Kandlakoya (V), Medchal Road,

Hyderabad-501401.



## FEEDBACK FORM

|                                |                                  |
|--------------------------------|----------------------------------|
| Participant Name: విజయ్ కుమార్ | Training Date: 9/9/17 to 11/9/17 |
| Training Location: సీ.ఎం.ఆర్   | Training Title                   |
| Department                     | Mobile No. 7355949173            |

| S.NO | Description   | Excellent<br>అద్భుతం | Good<br>బాగుంది | Satisfactory<br>పర్వాలేదు | Poor<br>బాగాలేదు |
|------|---|----------------------|-----------------|---------------------------|------------------|
| 01   | The training content was relevant to me<br>ట్రైనింగ్ కి సంబంధిత విషయాలు మీకు సంబంధించినవేన?   |                      | ✓               |                           |                  |
| 02   | The amount of material was covered was sufficient<br>మీకు ఇచ్చిన మెటీరియల్ ఉపయోగపడిందా?   |                      | ✓               |                           |                  |
| 03   | Instructional methods & media were used appropriately which made learning easy<br>స్ట్రీకర్ గారు ఉపయోగించిన విధానం మీకు సులువుగా అర్థమైందా? |                      |                 |                           |                  |
| 04   | I am confident of using concepts covered<br>మీరు నేర్చుకున్నవి వనియోగిస్తారా??  |                      |                 | ✓                         |                  |

*(Signature)*





# CMR COLLEGE OF ENGINEERING & TECHNOLOGY

(UGC AUTONOMOUS)

Approved by AICTE New Delhi, Permanently affiliated to JNTUH  
Accredited by NAAC with 'A' Grade, All B.Tech Programmes Accredited by NBA  
Kandlakoya (V), Medchal Road, Hyderabad -501401.

04-09-2017

షైదరాబాద్

సర్పంచ్ ,

పూడూర్, మేడ్చల్ మండలం

షైదరాబాద్.

గౌరవనీయులైన పూడూర్ గ్రామ సర్పంచారి దివ్యసుముఖమమునకు

అయ్యా,

మేము సి.ఎం.ఠి. కాలేజీ నందు విద్యుత్ప్రతినిధులగురియు రిపేర్లు ఉచిత శిక్షణశిబిరంను నిర్వహించుచున్నాము. ఈశిబిరంనందు నిరుద్యోగులైన యువతీ యువకులకు విద్యుత్ప్రతినిధులగురియు రిపేర్లు సంబంధించిన పనులపై 09-09-2017 నుండి 11-09-2017 వరకు అవగాహనా మరియు శిక్షణ ఇవ్వడం జరుగును. కనుక తమరు మీగ్రామంలో గల నిరుద్యోగ విద్యార్థిని విద్యార్థులకు అలియపరచి ఈకార్యక్రమంనకు పాల్గొనవలసిందిగా విజ్ఞప్తిచేయడమైనది

విత్తగించగలరు



మేజర్. డాక్టర్. వి.వి. నారాయణ

ప్రిన్సిపాల్

PRINCIPAL  
CMR College of Engg. & Technology  
Kandlakoya (V), Medchal,  
Hyderabad-501401.

PRINCIPAL  
CMR COLLEGE OF ENGG. & TECH.  
Kandlakoya (V), Medchal Road,  
Hyderabad-501401.



## Report on Hands on "House Wiring and Repair"

Under

Naipunya

Date: 09-09-2017 to 11-09-2017,

Time: 9 am to 4.00 pm

Venue: CMR College of Engineering & Technology

### Topic: House Wiring and Repair

Hands-on session on House wiring and repair for employees and unemployed youth

Details of Speaker: Dasari Ajay


**Event report:** IQAC have organized a hands-on program for Unemployed youth of Ravalkol village and as a part of it House wiring and repair was taught to them. The entire hands on was scheduled for three days session conducted by Dasari Ajay.

The program is divided into nine parts:


1. Introduction importance of House writing
2. Choosing of elements & Components for House writing
3. Types of switches Isolators & Circuit Breaks Fuses
4. Selection of wires & its Importance
5. Lab visit: Types of symbols and their identifications
6. Basic switch connections (One comp controlled, Two Lamps controlled by one-way switch, One lamp controlled by 2-way switches)
7. Fan connections & repair
8. Repair & Maintenance
9. Hands on fitting & their Hands-on fitting & Their Types


No. of Student attended the session 07

**Feedback:** As per discussion with the people involved in the session, the topic covered was appreciated by most of the students and requested to arrange such hands on with advancements in the future also

  
PRINCIPAL  
CMR COLLEGE OF ENGG. & TECH.  
Kandlakoya (V), Medchal Road,  
Hyderabad-501401.





  
PRINCIPAL  
CMR COLLEGE OF ENGG. & TECH.  
Kandlakoya (V), Medchal Road,  
Hyderabad-501401.







# CMR COLLEGE OF ENGINEERING & TECHNOLOGY

(UGC Autonomous)

NAAC Accreditation with A - Grade

Kandlakoya, Hyderabad - 501401

## FEEDBACK FORM

|                                |                                 |
|--------------------------------|---------------------------------|
| Participant Name: విష్ణు       | Training Date: 9/9/17 - 11/9/17 |
| Training Location: సి.యం. శ్రీ | Training Title                  |
| Department                     | Mobile No. 9309467515           |

| S.NO | Description   | Excellent<br>అద్భుతం | Good<br>బాగుంది | Satisfactory<br>పర్వాలదు | Poor<br>బాగాలేదు |
|------|---|----------------------|-----------------|--------------------------|------------------|
| 01   | The training content was relevant to me<br>ట్రైనింగ్ కి సంబంధిత విషయాలు మీకు సంబంధించినవేన?   | ✓                    |                 |                          |                  |
| 02   | The amount of material was covered was sufficient<br>మీకు ఇచ్చిన మెటీరియల్ ఉపయోగపడిందా?   | ✓                    |                 |                          |                  |
| 03   | Instructional methods & media were used appropriately which made learning easy<br>స్పీకర్ గారు చెప్పిన విధానం మీకు సులువు గా అనిపించిందా? | ✓                    |                 |                          |                  |
| 04   | I am confident of using concepts covered<br>మీరు నేర్చుకున్నవి వినియోగిస్తారా??   | ✓                    |                 |                          |                  |

PRINCIPAL

CMR COLLEGE OF ENGG & TECH.

Kandlakoya (V), Medchal Road,  
Hyderabad-501401.



# CMR COLLEGE OF ENGINEERING & TECHNOLOGY

(UGC Autonomous)

NAAC Accreditation with A Grade

Kandlakoya, Hyderabad - 501401

## FEEDBACK FORM

|                                |                                 |
|--------------------------------|---------------------------------|
| Participant Name: అబినయ్       | Training Date: 9/9/17 - 11/9/17 |
| Training Location: సి.ఎం. శ్రీ | Training Title                  |
| Department                     | Mobile No. 9390567066           |

| S.NO | Description   | Excellent<br>అద్భుతం | Good<br>బాగుంది | Satisfactory<br>పర్వాలేదు | Poor<br>బాగాలేదు |
|------|---|----------------------|-----------------|---------------------------|------------------|
| 01   | The training content was relevant to me<br>ట్రైనింగ్ కి సంబంధిత విషయాలు మీకు సంబంధించినవేన?   |                      | ✓               |                           |                  |
| 02   | The amount of material was covered was sufficient<br>మీకు ఇచ్చిన మెటీరియల్ ఉపయోగపడిందా?   |                      | ✓               |                           |                  |
| 03   | Instructional methods & media were used appropriately which made learning easy<br>స్పీకర్ గారు చెప్పిన విధానం మీకు సులువు గా అనిపించిందా? |                      | ✓               |                           |                  |
| 04   | I am confident of using concepts covered<br>మీరు నేర్చుకున్నవి వనియోగిస్తారా??  |                      |                 | ✓                         |                  |

PRINCIPAL

CMR COLLEGE OF ENGG. & TECH.

Kandlakoya (V), Medchal Road,


Hyderabad-501401.



## FEEDBACK FORM

|                                     |   |
|-------------------------------------|---|
| Participant Name: <u>అరుణ్</u>      | Training Date: <u>9/9/17 to 11/9/17</u> |
| Training Location: <u>సీ.ఎం.ఆర్</u> | Training Title                          |
| Department                          | Mobile No. <u>9848242625</u>            |

| S.NO | Description   | Excellent<br>అద్భుతం | Good<br>బాగుంది | Satisfactory<br>పర్వాలదు | Poor<br>బాగాలేదు |
|------|---|----------------------|-----------------|--------------------------|------------------|
| 01   | The training content was relevant to me<br>ట్రైనింగ్ కి సంబంధిత విషయాలు మీకు సంబంధించినవేన?   |                      | ✓               |                          |                  |
| 02   | The amount of material was covered was sufficient<br>మీకు ఇచ్చిన మెటీరియల్ ఉపయోగపడిందా?   |                      | ✓               |                          |                  |
| 03   | Instructional methods & media were used appropriately which made learning easy<br>స్పీకర్ గారు చెప్పిన విధానం మీకు సులువు గా అనిపించిందా? | ✓                    |                 |                          |                  |
| 04   | I am confident of using concepts covered<br>మీరు నేర్చుకున్నవి వినయోగిస్తారా??  | ✓                    |                 |                          |                  |

  
**PRINCIPAL**  
 CMR COLLEGE OF ENGG. & TECH.  
 Kandlakoya (V), Medchal Road,  
 Hyderabad - 501 401.



# CMR COLLEGE OF ENGINEERING & TECHNOLOGY

(UGC Autonomous)

NAAC Accreditation with A Grade

Kandlakoya, Hyderabad - 501 401

## FEEDBACK FORM

|                                     |   |
|-------------------------------------|---|
| Participant Name: <u>అమర</u>        | Training Date: <u>9/9/17 to 11/9/17</u> |
| Training Location: <u>సియం. జిఓ</u> | Training Title                          |
| Department                          | Mobile No. <u>9008442920</u>            |

| S.NO | Description   | Excellent<br>అద్భుతం | Good<br>బాగుంది | Satisfactory<br>పర్వాలదు | Poor<br>బాగాలేదు |
|------|---|----------------------|-----------------|--------------------------|------------------|
| 01   | The training content was relevant to me<br>ట్రైనింగ్ కి సంబంధిత విషయాలు మీకు సంబంధించినవేన?   |                      | ✓               |                          |                  |
| 02   | The amount of material was covered was sufficient<br>మీకు ఇచ్చిన మెటీరియల్ ఉపయోగపడిందా?   |                      | ✓               |                          |                  |
| 03   | Instructional methods & media were used appropriately which made learning easy<br>స్పీకర్ గారు చెప్పిన విధానం మీకు సులువు గా అనిపించిందా? |                      |                 | ✓                        |                  |
| 04   | I am confident of using concepts covered<br>మీరు నేర్చుకున్నవి వినియోగిస్తారా??   | ✓                    |                 |                          |                  |


  
**PRINCIPAL**
  
**CMR COLLEGE OF ENGG. & TECH.**
  
 Kandlakoya (V), Medchal Road,
   
 Hyderabad-501401.



# CMR COLLEGE OF ENGINEERING & TECHNOLOGY

(UGC Autonomous)


NAAC Accreditation with A Grade

Kandlakoya, Hyderabad - 501401

## FEEDBACK FORM

|                              |                                  |
|------------------------------|----------------------------------|
| Participant Name: యహ్సాత్    | Training Date: 9/9/17 to 11/9/17 |
| Training Location: సి.ఎం.ఆర్ | Training Title                   |
| Department                   | Mobile No. 9876543210            |

| S.NO | Description   | Excellent<br>అద్భుతం | Good<br>బాగుంది | Satisfactory<br>పర్వాలదు | Poor<br>బాగాలేదు |
|------|---|----------------------|-----------------|--------------------------|------------------|
| 01   | The training content was relevant to me<br>ట్రైనింగ్ కి సంబంధిత విషయాలు మీకు సంబంధించినవేన?   |                      | ✓               |                          |                  |
| 02   | The amount of material was covered was sufficient<br>మీకు ఇచ్చిన మెటీరియల్ ఉపయోగపడిందా?   |                      | ✓               |                          |                  |
| 03   | Instructional methods & media were used appropriately which made learning easy<br>స్పీకర్ గారు చెప్పిన విధానం మీకు సులువు గా అనిపించిందా? |                      | ✓               |                          |                  |
| 04   | I am confident of using concepts covered<br>మీరు నేర్చుకున్నవి వనియోగిస్తారా??  |                      |                 | ✓                        |                  |

  
 PRINCIPAL  
 CMR COLLEGE OF ENGG. & TECH.  
 Kandlakoya (V), Medchal Road  
 Hyderabad-501401.



**FEEDBACK FORM**

|                              |                                  |
|------------------------------|----------------------------------|
| Participant Name: శ్రీ రామ్  | Training Date: 9/9/17 to 11/9/17 |
| Training Location: సి.ఎం.ఆర్ | Training Title                   |
| Department                   | Mobile No. 9591730654            |

| S.NO | Description   | Excellent<br>అద్భుతం | Good<br>బాగుంది | Satisfactory<br>పర్వాలదు | Poor<br>బాగాలేదు |
|------|---|----------------------|-----------------|--------------------------|------------------|
| 01   | The training content was relevant to me<br>ట్రైనింగ్ కి సంబంధిత విషయాలు మీకు సంబంధించినవేన?   | ✓                    |                 |                          |                  |
| 02   | The amount of material was covered was sufficient<br>మీకు ఇచ్చిన మెటీరియల్ ఉపయోగపడిందా?   | ✓                    |                 |                          |                  |
| 03   | Instructional methods & media were used appropriately which made learning easy<br>స్పీకర్ గారు చెప్పిన విధానం మీకు సులువు గా అనిపించిందా? |                      | ✓               |                          |                  |
| 04   | I am confident of using concepts covered<br>మీరు నేర్చుకున్నవి వినయోగిస్తారా??  |                      | ✓               |                          |                  |





**FEEDBACK FORM**

|                                |                                  |
|--------------------------------|----------------------------------|
| Participant Name: విజయ్ కుమార్ | Training Date: 9/9/17 to 11/9/17 |
| Training Location: సీ.ఎం.ఆర్   | Training Title                   |
| Department                     | Mobile No. 7355949173            |

| S.NO | Description   | Excellent<br>అద్భుతం | Good<br>బాగుంది | Satisfactory<br>పంపిణీ | Poor<br>బాగాలేదు |
|------|---|----------------------|-----------------|------------------------|------------------|
| 01   | The training content was relevant to me<br>ట్రైనింగ్ కి సంబంధిత విషయాలు మీకు సంబంధించినవేన?   |                      | ✓               |                        |                  |
| 02   | The amount of material was covered was sufficient<br>మీకు ఇచ్చిన మెటీరియల్ ఉపయోగపడిందా?   |                      | ✓               |                        |                  |
| 03   | Instructional methods & media were used appropriately which made learning easy<br>స్పీకర్ గారు చెప్పిన విధానం మీకు సులువు గా అనిపించిందా? |                      | ✓               |                        |                  |
| 04   | I am confident of using concepts covered<br>మీరు నేర్చుకున్నవి వినయోగిస్తారా??  |                      |                 | ✓                      |                  |

  
**PRINCIPAL**  
**CMR COLLEGE OF ENGG. & TECH.**  
 Kandlakoya (V), Madhhal Road,  
 Hyderabad-501401.





# CMR COLLEGE OF ENGINEERING & TECHNOLOGY

(AUTONOMOUS)

NAAC Accredited Institution with 'A' Grade

Kandlakoya (V), Medchal Road, Hyderabad -501401.

Date: 25-09-2017

To

The principal,  
CMR College of Engineering & Technology,  
Hyderabad.

**Through:** Coordinator, IQAC, CMRCET.

Respected sir,

**Subject:** Approval for organizing a 3-day training program on Welding for unemployed youth of nearby villages – Reg.

With reference to the telephonic conversation with Pudur and Rajabollaram village Sarpanch, NIPUNYA Club is planning to organize a "3-day training program on Welding" for unemployed youth of nearby villages from 14-10-2017 to 16-10-2017 at CMR College of Engineering & Technology.


The objective of this training is to develop the skill set on welding and encourage towards self employment or work position in any industry.

Proposed resource person for this training is Mr. E. Sammaiah, Assistant Professor, Mechanical Engineering, CMRCET. To organize this training program, resources of Engineering Workshop Lab are required. Materials and tools required are attached herewith.

I request you to kindly accept the proposal and provide the resources.


Recommended  
Approved  
25/9/17


**Dr. A. KOTISHWAR**  
MBA, B.Com, M.Phil., Ph.D.  
Head of the Department  
Dept. of Master of Business Administration  
CMR College of Engineering & Technology

  
Dr. J. Srinivasa Rao  
Convener - Naipunya Club  
CMRCET

Convener & HoD (meets)

Granted permission to  
conduct the programme  
and workshop may be  
taken.

  
PRINCIPAL  
CMR COLLEGE OF ENGG. & TECH.  
Kandlakoya (V), Medchal Road,  
Hyderabad-501401.

  
25/9/17



**Skill Development Program on Welding  
Under**

**UNEMPLOYED YOUTH SKILL DEVELOPMENT PROGRAM**

Date: 14-10-2017 to 16-10-2017

**CONTENT**

- 1. INTRODUCTION**
- 2. SAFETY IN WELDING**
  - a. Personal protection
  - b. Work site protection
  - c. Welding fumes
  - d. Safety check list
- 3. SOLUTIONS**
  - a. Quick guides to processes
  - b. Metal identification
  - c. Unalloyed / low alloyed steel
  - d. Copper and copper alloys
  - e. Evaluation of welds
- 4. CONSUMABLES**
  - a. Coated Electrodes
  - b. Wires for Wire Welding
  - c. Gas Welding Rods & Fluxes
- 5. ARC WELDING PROCESS & EQUIPMENT**
  - a. Electrode welding
- 6. GAS WELDING AND CUTTING PROCESS & EQUIPMENT**
  - a. Current Distribution System
  - b. AC/OX cutting, welding, brazing
  - c. Gas Supplies and gas distribution system

**COURSE OUTCOME**

1. Carry out routine jobs of setting the machine and components for cutting, welding, brazing and allied operations.
2. Perform practical skills to cut/ weld metal pieces in different positions by using, Gas welding, with appropriate equipments/ consumables and ensure quality weld joints.
3. Perform manual Gas cutting operation for carrying out repair works or stock removal.
4. Perform joining of metals by brazing process to the required quality.
5. Perform practical skills to prepare and weld metal pieces in different positions by using Arc welding, with appropriate equipments/ consumables and ensure quality weld joints.
6. Perform inspection of welded joint by visual inspection, and measure weld parameters using weld gauges.



**PRINCIPAL**  
CMR COLLEGE OF ENGG. & TECH.  
Kandlakoya (V), Medchal Road,  
Hyderabad-501401.



Skill Development Program on Welding  
Under

UNEMPLOYED YOUTH SKILL DEVELOPMENT PROGRAM

Date: 14-10-2017 to 16-10-2017

TOOLS AND EQUIPMENTS

| S.No.                      | Description of tools   | QTY         |
|----------------------------|--|-------------|
| <b>List of Hand Tools</b>  |  |             |
| 1                          | Hand Gloves pair leather   | 10          |
| 2                          | Apron leather  | 10          |
| 3                          | Goggles pair with welding coloured glass   | 10          |
| 4                          | Centre punch   | 4           |
| 5                          | Dividers   | 4           |
| 6                          | Caliper outside  | 4           |
| 7                          | Steel rule 300 mm with metric and inches scale   | 4           |
| 8                          | Wire brush (M.S & SS)  | 8           |
| 9                          | Spark lighter  | 8           |
| 10                         | Scriber  | 8           |
| 11                         | Tongs holding 300 mm   | 5           |
| 12                         | Welding helmet type with filter glasses  | 10          |
| 13                         | Chipping hammer  | 5           |
| <b>List of Shop Outfit</b> |  |             |
| 14                         | Hammer ball pen  | 5           |
| 15                         | Hacksaw frame  | 10          |
| 16                         | File flat bastard  | 5           |
| 17                         | Spanner set  | 1 set       |
| 18                         | Outfit spanner & spindle key for Gas welding outfit  | 1 set       |
| 19                         | Work bench fitted 4 Bench vices  | 1           |
| 20                         | Screw Driver set   | 1           |
| 21                         | Hammering blocks 5 cm thick 60 sq.cm   | 1           |
| 22                         | Gas welding table with fire bricks   | 1           |
| 23                         | Gas cutting table with debris tray   | 1           |
| 24                         | Arc welding table with protected weld filter glass/fire proof screens  | 1           |
| 25                         | Oxy-Acetylene Gas welding and cutting plant mounted on trolley with OxyAcetylene Gas cylinders, pressure regulators, hose connections, gas welding torch with nozzle No.1 & 2,3 & 5 and Gas cutting torch with 1.2 & 1.6 mm nozzles. | 2 units     |
| 26                         | Transformer welding set with all accessories 300 A   | 2 units     |
| 27                         | Arc welding set DC, Rectifier or Inverter type, 300 Amps with all accessories  | 2 units     |
| 28                         | Consumables, Oxy-acetylene Gases, raw materials, fluxes and filler wires.  | As requires |
| 29                         | Fire Fighting equipment  | As requires |



PRINCIPAL  
CMR COLLEGE OF ENGG. & TECH.  
Kandlakoya (V), Medchal Road,  
Hyderabad-501401.





# CMR COLLEGE OF ENGINEERING & TECHNOLOGY

(AUTONOMOUS)

NAAC Accredited Institution with 'A' Grade

Kandlakoya (V), Medchal Road, Hyderabad -501401.


Date: 27-09-2017


From  
Principal  
CMR College of Engineering & Technology  
Kandlakoya(V), Medcha Road,  
Hyderabad – 501401

To  
The Sarpanch  
(Railapur)


Subject: "Request for Heraldic in your village for 3-day Skill development program on Welding"- Reg

For the benefit of unemployed youth, our campus is planning to conduct a 3-day skill development program on welding is to be held from 14-10-2017 to 16-10-2017. I request you to heraldry in your village and encourage the unemployed youth to participate in the skill development program on welding.



  
27/9/17  
Major Dr. V. A. Narayana  
Principal

**PRINCIPAL**  
**CMR COLLEGE OF ENGG. & TECH.**  
Kandlakoya (V), Medchal Road,  
Hyderabad-501401.

  
**PRINCIPAL**  
**CMR COLLEGE OF ENGG. & TECH.**  
Kandlakoya (V), Medchal Road,  
Hyderabad-501401.





# CMR COLLEGE OF ENGINEERING & TECHNOLOGY

(AUTONOMOUS)

NAAC Accredited Institution with 'A' Grade

Kandlakoya (V), Medchal Road, Hyderabad -501401.

Date: 27-09-2017

From  
Principal  
CMR College of Engineering & Technology  
Kandlakoya(V), Medcha Road,  
Hyderabad – 501401

To  
The Sarpanch  
(Raja Belluram)

Subject: "Request for Heraldic in your village for 3-day Skill development program on Welding"- Reg

For the benefit of unemployed youth, our campus is planning to conduct a 3-day skill development program on welding is to be held from 14-10-2017 to 16-10-2017. I request you to heraldry in your village and encourage the unemployed youth to participate in the skill development program on welding.



27/9/17  
Major Dr. V. A. Narayana  
Principal

**PRINCIPAL**  
**CMR COLLEGE OF ENGG. & TECH.**  
Kandlakoya (V), Medchal Road,  
Hyderabad-501401.

**PRINCIPAL**  
**CMR COLLEGE OF ENGG. & TECH.**  
Kandlakoya (V), Medchal Road,  
Hyderabad-501401.

**PRINCIPAL**  
**CMR COLLEGE OF ENGG. & TECH.**  
Kandlakoya (V), Medchal Road,  
Hyderabad-501401.





# CMR COLLEGE OF ENGINEERING & TECHNOLOGY

(AUTONOMOUS)

NAAC Accredited Institution with 'A' Grade

Kandlakoya (V), Medchal Road, Hyderabad -501401.

Date: 27-09-2017

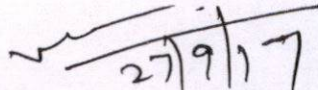
From  
Principal  
CMR College of Engineering & Technology  
Kandlakoya(V), Medcha Road,  
Hyderabad – 501401

To  
The Sarpanch  
(Munirabad)


Subject: "Request for Heraldic in your village for 3-day Skill development program on Welding"- Reg

For the benefit of unemployed youth, our campus is planning to conduct a 3-day skill development program on welding is to be held from 14-10-2017 to 16-10-2017. I request you to heraldry in your village and encourage the unemployed youth to participate in the skill development program on welding.



  
27/9/17  
Major Dr. V. A. Narayana  
Principal

**PRINCIPAL**  
**CMR COLLEGE OF ENGG. & TECH.**  
Kandlakoya (V), Medchal Road,  
Hyderabad-501401.

  
**PRINCIPAL**  
**CMR COLLEGE OF ENGG. & TECH.**  
Kandlakoya (V), Medchal Road,  
Hyderabad-501401.





# CMR COLLEGE OF ENGINEERING & TECHNOLOGY

(AUTONOMOUS)

NAAC Accredited Institution with 'A' Grade  
Kandlakoya (V), Medchal Road, Hyderabad -501401.

Date: 27-09-2017

From  
Principal  
CMR College of Engineering & Technology  
Kandlakoya(V), Medcha Road,  
Hyderabad – 501401

To  
The Sarpanch  
(Puduru)

Subject: "Request for Heraldic in your village for 3-day Skill development program on Welding"- Reg

For the benefit of unemployed youth, our campus is planning to conduct a 3-day skill development program on welding is to be held from 14-10-2017 to 16-10-2017. I request you to heraldry in your village and encourage the unemployed youth to participate in the skill development program on welding.



27/9/17  
Major Dr. V. A. Narayana  
Principal

**PRINCIPAL**  
**CMR COLLEGE OF ENGG. & TECH.**  
Kandlakoya (V), Medchal Road,  
Hyderabad-501401.

**PRINCIPAL**  
**CMR COLLEGE OF ENGG. & TECH.**  
Kandlakoya (V), Medchal Road,  
Hyderabad-501401.





# CMR COLLEGE OF ENGINEERING & TECHNOLOGY

(AUTONOMOUS)

NAAC Accredited Institution with 'A' Grade

Kandlakoya (V), Medchal Road, Hyderabad -501401.

Date: 27-09-2017

From  
Principal  
CMR College of Engineering & Technology  
Kandlakoya(V), Medcha Road,  
Hyderabad – 501401

To  
The Sarpanch  
(Kandlakoya)

Subject: "Request for Heraldic in your village for 3-day Skill development program on Welding"- Reg

For the benefit of unemployed youth, our campus is planning to conduct a 3-day skill development program on welding is to be held from 14-10-2017 to 16-10-2017. I request you to heraldry in your village and encourage the unemployed youth to participate in the skill development program on welding.



*27/9/17*

Major Dr. V. A. Narayana  
Principal

**PRINCIPAL**  
**CMR COLLEGE OF ENGG. & TECH.**  
Kandlakoya (V), Medchal Road,  
Hyderabad-501401.

*[Handwritten signature]*

**PRINCIPAL**  
**CMR COLLEGE OF ENGG. & TECH.**  
Kandlakoya (V), Medchal Road,  
Hyderabad-501401.





# CMR COLLEGE OF ENGINEERING & TECHNOLOGY

(AUTONOMOUS)

NAAC Accredited Institution with 'A' Grade

Kandlakoya (V), Medchal Road, Hyderabad -501401.

Report on  
Skill Development Program on Welding  
Under  
**UNEMPLOYED YOUTH SKILL DEVELOPMENT PROGRAM**

Date: 14-10-2017 to 16-10-2017

Time: 9:30 am to 4.00 pm

Venue: CMR College of Engineering & Technology

## Event report:

NIPUNYA club has organized a unemployed youth skill development program on welding to the unemployed youth of nearby villages. The main objective of this training is to focus on training the unemployed people towards increase in their chance of employment.

In these three days the trainees are explained by Arc Welding Process & Equipment, Gas Welding and Cutting Process & Equipment and safety measures.

At the time of visit to the lab we explained the practical parts of welding machines and the mechanisms were shown to them.


Then we showed how to work on welding machines with safety precautions. They were given by designs of work to be turned and under the guidance of lab assistants the operations were conducted.


**No. of Participants attended the session: 10**

**Venue:** Engineering Workshop, CMRCET

**Outcome:** Perform practical skills to cut/ weld metal pieces in different positions by using, Arc, Gas welding.

**Overall Feedback:** As per feedback given by the people involved in the session, the topic covered was appreciated by most of the participants and overall they rated the training session as 4 out of 5 , also requested to arrange such hands on with advancements in the future also.

  
Dr. J. Srinivasa Rao  
Convener - Naipunya Club  
CMRCET

  
**PRINCIPAL**  
CMR COLLEGE OF ENGG. & TECH.  
Kandlakoya (V), Medchal Road,  
Hyderabad-501401.





# CMR COLLEGE OF ENGINEERING & TECHNOLOGY

(AUTONOMOUS)

NAAC Accredited Institution with 'A' Grade  
Kandlakoya (V), Medchal Road, Hyderabad -501401.

## Skill Development Program on Welding Under

### UNEMPLOYED YOUTH SKILL DEVELOPMENT PROGRAM

Date: 14-10-2017 to 16-10-2017

#### Program Schedule:

#### Day 1: 14-10-2017

**Forenoon: 9:30 AM to 12:30 AM**

1. Introduction to Welding (వెల్డింగ్ పరిచయం)
2. Safety in welding (వెల్డింగ్లో భద్రత)

**Lunch: 12:30 PM to 1:30 PM**

**After noon: 1:30 PM to 4:00 PM**

1. Quick guides to processes (ప్రక్రియలకు శీఘ్ర మార్గదర్శకాలు)
2. Metal identification (మెటల్ గుర్తింపు)
3. Unalloyed / low alloyed steel (పని చేయని / తక్కువ మిశ్రమ ఉక్కు)
4. Copper and copper alloys (రాగి మరియు రాగి మిశ్రమాలు)
5. Evaluation of welds (వెల్డ్స్ యొక్క మూల్యాంకనం)

#### Day 2: 15-10-2017

**Forenoon: 9:30 AM to 12:30 AM**

1. Arc Welding Process (ఆర్క్ వెల్డింగ్ ప్రక్రియ)

**Lunch: 12:30 PM to 1:30 PM**

**After noon: 1:30 PM to 4:00 PM**

1. Hands on session on arc welding (ఆర్క్ వెల్డింగ్ ఆచరణాత్మక)

#### Day 3: 16-10-2017

**Forenoon: 9:30 AM to 12:30 AM**

1. Gas welding process (గ్యాస్ వెల్డింగ్ ప్రక్రియ)

**Lunch: 12:30 PM to 1:30 PM**

**After noon: 1:30 PM to 4:00 PM**

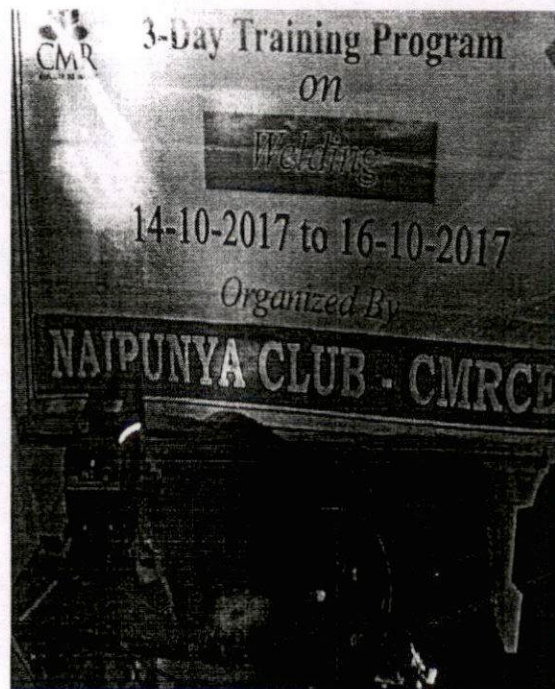
1. Hands on session on gas welding (గ్యాస్ వెల్డింగ్ ఆచరణాత్మక)

PRINCIPAL  
CMR COLLEGE OF ENGG. & TECH.  
Kandlakoya (V), Medchal Road,  
Hyderabad-501401.



Skill Development Program on Welding  
Under  
UNEMPLOYED YOUTH SKILL DEVELOPMENT PROGRAM  
Date: 14-10-2017 to 16-10-2017

Photos Related to the event:



PRINCIPAL  
CMR COLLEGE OF ENGG. & TECH.  
Kandlakoya (V), Medchal Road,  
Hyderabad-501401.



Skill Development Program on Welding


Under


UNEMPLOYED YOUTH SKILL DEVELOPMENT PROGRAM

Date: 14-10-2017 to 16-10-2017

Attendance sheet:

| S.No | Name         | Village      | Signature Present |       |       |
|------|--------------|--------------|-------------------|-------|-------|
|      |              |              | Day 1             | Day 2 | Day 3 |
| 1    | Ravi         | Pudur        | ✓                 | ✓     | ✓     |
| 2    | Ramesh       | Grandpet     | ✓                 | X     | X     |
| 3    | Satish Kumar | Ragabellaram | ✓                 | ✓     | ✓     |
| 4    | Rambabu      | Pudur        | ✓                 | ✓     | ✓     |
| 5    | Ragaram      | Pudur        | ✓                 | ✓     | ✓     |
| 6    | Mallesham    | Pudur        | ✓                 | ✓     | X     |
| 7    | Maresh       | Pudur        | ✓                 | ✓     | ✓     |
| 8    | Srinu        | Ragabellaram | ✓                 | ✓     | ✓     |
| 9    | Maresh       | Ragabellaram | ✓                 | ✓     | ✓     |
| 10   | Mallatah     | Pudur        | ✓                 | ✓     | ✓     |
| 11   | Amil Singh   | pudur        | ✓                 | ✓     | ✓     |
| 12   | Sanjay Singh | pudur        | ✓                 | ✓     | ✓     |
| 13   |              |              |                   |       |       |
| 14   |              |              |                   |       |       |
| 15   |              |              |                   |       |       |
| 16   |              |              |                   |       |       |
| 17   |              |              |                   |       |       |
| 18   |              |              |                   |       |       |
| 19   |              |              |                   |       |       |
| 20   |              |              |                   |       |       |
| 21   |              |              |                   |       |       |
| 22   |              |              |                   |       |       |
| 23   |              |              |                   |       |       |
| 24   |              |              |                   |       |       |
| 25   |              |              |                   |       |       |
| 26   |              |              |                   |       |       |

  
 Dr. J. Srinivasa Rao  
 Convener - Naipunya Club  
 CMRCET

  
 PRINCIPAL  
 CMR COLLEGE OF ENGG. & TECH.  
 Kandlakoya (V), Medchal Road,  
 Hyderabad-501401.





# CMR COLLEGE OF ENGINEERING & TECHNOLOGY

(AUTONOMOUS)

NAAC Accredited Institution with 'A' Grade  
Kandlakoya (V), Medchal Road, Hyderabad -501401.

## Skill Development Program on Welding Under

### UNEMPLOYED YOUTH SKILL DEVELOPMENT PROGRAM

Date: 14-10-2017 to 16-10-2017

#### Feedback form:

1. The workshop venue was:

Strongly disagree – strongly agree

వర్క్ షాప్

గట్టిగా అంగీకరించలేదు - గట్టిగా అంగీకరిస్తున్నారు

Comfortable (సౌకర్యవంతమైన)

1 2 3 4 5

Well located (బాగా ఉంది)

1 2 3 4 5

2. The workshop content was

వర్క్ షాప్ కంటెంట్

a) Relevant (సంబంధిత)

1 2 3 4 5

b) Comprehensive (సమగ్ర)

1 2 3 4 5

c) Easy to understand (అర్థం చేసుకోవడం సులభం)

1 2 3 4 5

3. The facilitators were

ఫెసిలిటేటర్ల జ్ఞానం

1 2 3 4 5

4. What did you like the most about the training session?

వర్క్ షాప్ సెషన్ గురించి మీకు ఏది బాగా నచ్చింది

బాగా నచ్చింది

పాఠశాల

PRINCIPAL  
CMR COLLEGE OF ENGG. & TECH.  
Kandlakoya (V), Medchal Road,  
Hyderabad-501401.





# CMR COLLEGE OF ENGINEERING & TECHNOLOGY

(AUTONOMOUS)

NAAC Accredited Institution with 'A' Grade  
Kandlakoya (V), Medchal Road, Hyderabad -501401.

## Skill Development Program on Welding Under

### UNEMPLOYED YOUTH SKILL DEVELOPMENT PROGRAM

Date: 14-10-2017 to 16-10-2017

#### Feedback form:

1. The workshop venue was:

వర్క్‌షాప్

Comfortable (సౌకర్యవంతమైన)

Well located (బాగా ఉంది)

Strongly disagree – strongly agree

గట్టిగా అంగీకరించలేదు - గట్టిగా అంగీకరిస్తున్నారు

1 2 3 4 5

1 2 3 4 5

2. The workshop content was

వర్క్‌షాప్ కంటెంట్

a) Relevant (సంబంధిత)

b) Comprehensive (సమగ్ర)

c) Easy to understand (అర్థం చేసుకోవడం సులభం)

1 2 3 4 5

1 2 3 4 5

1 2 3 4 5

3. The facilitators were

ఫెసిలిటేటర్ల జ్ఞానం

1 2 3 4 5

4. What did you like the most about the training session?

వర్క్‌షాప్ సెషన్ గురించి మీకు ఏది బాగా నచ్చింది

రమ్యం

అనుభవం

గురించి

PRINCIPAL

CMR COLLEGE OF ENGG. & TECH.

Kandlakoya (V), Medchal Road,

Hyderabad-501401.





# CMR COLLEGE OF ENGINEERING & TECHNOLOGY

(AUTONOMOUS)

NAAC Accredited Institution with 'A' Grade  
Kandlakoya (V), Medchal Road, Hyderabad -501401.

## Skill Development Program on Welding Under

### UNEMPLOYED YOUTH SKILL DEVELOPMENT PROGRAM

Date: 14-10-2017 to 16-10-2017

#### Feedback form:

1. The workshop venue was:

వర్క్ షాప్

Comfortable (సౌకర్యవంతమైన)

Well located (బాగా ఉంది)

Strongly disagree – strongly agree

గట్టిగా అంగీకరించలేదు - గట్టిగా అంగీకరిస్తున్నారు

|   |   |   |   |   |
|---|---|---|---|---|
| 1 | 2 | 3 | 4 | 5 |
| 1 | 2 | 3 | 4 | 5 |

2. The workshop content was

వర్క్ షాప్ కంటెంట్

a) Relevant (సంబంధిత)

b) Comprehensive (సమగ్ర)

c) Easy to understand (అర్థం చేసుకోవడం సులభం)

|   |   |   |   |   |
|---|---|---|---|---|
| 1 | 2 | 3 | 4 | 5 |
| 1 | 2 | 3 | 4 | 5 |
| 1 | 2 | 3 | 4 | 5 |

3. The facilitators were

ఫెసిలిటేటర్ల జ్ఞానం

|   |   |   |   |   |
|---|---|---|---|---|
| 1 | 2 | 3 | 4 | 5 |
|---|---|---|---|---|

4. What did you like the most about the training session?

వర్క్ షాప్ సెషన్ గురించి మీకు ఏది బాగా నచ్చింది

సమగ్ర నాకే బాగా నచ్చింది.

సతీష్ కుమార్

రాజులొక్కం

సతీష్ కే

PRINCIPAL

CMR COLLEGE OF ENGG. & TECH.  
Kandlakoya (V), Medchal Road,  
Hyderabad-501401.



Skill Development Program on Welding

Under

UNEMPLOYED YOUTH SKILL DEVELOPMENT PROGRAM

Date: 14-10-2017 to 16-10-2017

Feedback form:

1. The workshop venue was:

వర్క్‌షాప్

Comfortable (సౌకర్యవంతమైన)

Well located (బాగా ఉంది)

Strongly disagree – strongly agree

గట్టిగా అంగీకరించలేదు - గట్టిగా అంగీకరిస్తున్నారు

1 2 3 4 5

1 2 3 4 5

2. The workshop content was

వర్క్‌షాప్ కంటెంట్

a) Relevant (సంబంధిత)

b) Comprehensive (సమగ్ర)

c) Easy to understand (అర్థం చేసుకోవడం సులభం)

1 2 3 4 5

1 2 3 4 5

1 2 3 4 5

3. The facilitators were

ఫెసిలిటేటర్ల జ్ఞానం

1 2 3 4 5

4. What did you like the most about the training session?

వర్క్‌షాప్ సెషన్ గురించి మీకు ఏది బాగా నచ్చింది

శంకారమ్  
పుడుక

శంకారమ్



PRINCIPAL

CMR COLLEGE OF ENGG. & TECH.  
Kandlakoya (V), Medchal Road,  
Hyderabad-501401.





# CMR COLLEGE OF ENGINEERING & TECHNOLOGY

(AUTONOMOUS)

NAAC Accredited Institution with 'A' Grade  
Kandlakoya (V), Medchal Road, Hyderabad -501401.

## Skill Development Program on Welding Under

### UNEMPLOYED YOUTH SKILL DEVELOPMENT PROGRAM

Date: 14-10-2017 to 16-10-2017

#### Feedback form:

1. The workshop venue was:

వర్క్‌షాప్

Comfortable (సౌకర్యవంతమైన)

Well located (బాగా ఉంది)

Strongly disagree – strongly agree

గట్టిగా అంగీకరించలేదు - గట్టిగా అంగీకరిస్తున్నారు

1 2 3 4 5

1 2 3 4 5

2. The workshop content was

వర్క్‌షాప్ కంటెంట్

a) Relevant (సంబంధిత)

b) Comprehensive (సమగ్ర)

c) Easy to understand (అర్థం చేసుకోవడం సులభం)

1 2 3 4 5

1 2 3 4 5

1 2 3 4 5

3. The facilitators were

ఫెసిలిటేటర్ల జ్ఞానం

1 2 3 4 5

4. What did you like the most about the training session?

వర్క్‌షాప్ సెషన్ గురించి మీకు ఏది బాగా నచ్చింది

రాజారాం  
ప్రిన్సిపాల్

PRINCIPAL

CMR COLLEGE OF ENGG. & TECH.  
Kandlakoya (V), Medchal Road,  
Hyderabad-501401.





# CMR COLLEGE OF ENGINEERING & TECHNOLOGY

(AUTONOMOUS)

NAAC Accredited Institution with 'A' Grade  
Kandlakoya (V), Medchal Road, Hyderabad -501401.

## Skill Development Program on Welding Under

### UNEMPLOYED YOUTH SKILL DEVELOPMENT PROGRAM

Date: 14-10-2017 to 16-10-2017

#### Feedback form:

1. The workshop venue was:

Strongly disagree – strongly agree

వర్క్ షాప్

గట్టిగా అంగీకరించలేదు - గట్టిగా అంగీకరిస్తున్నారు

Comfortable (సౌకర్యవంతమైన)

1 2 3 4 5

Well located (బాగా ఉంది)

1 2 3 4 5

2. The workshop content was

వర్క్ షాప్ కంటెంట్

a) Relevant (సంబంధిత)

1 2 3 4 5

b) Comprehensive (సమగ్ర)

1 2 3 4 5

c) Easy to understand (అర్థం చేసుకోవడం సులభం)

1 2 3 4 5

3. The facilitators were

ఫెసిలిటేటర్ల జ్ఞానం

1 2 3 4 5

4. What did you like the most about the training session?

వర్క్ షాప్ సెషన్ గురించి మీకు ఏది బాగా నచ్చింది

మల్లెపం  
ప్రధానం

PRINCIPAL  
CMR COLLEGE OF ENGG. & TECH.  
Kandlakoya (V), Medchal Road,  
Hyderabad-501401.





# CMR COLLEGE OF ENGINEERING & TECHNOLOGY

(AUTONOMOUS)

NAAC Accredited Institution with 'A' Grade  
Kandlakoya (V), Medchal Road, Hyderabad -501401.

## Skill Development Program on Welding Under

### UNEMPLOYED YOUTH SKILL DEVELOPMENT PROGRAM

Date: 14-10-2017 to 16-10-2017

#### Feedback form:

1. The workshop venue was:

Strongly disagree – strongly agree

వర్క్ షాప్

గట్టిగా అంగీకరించలేదు - గట్టిగా అంగీకరిస్తున్నారు.

Comfortable (సౌకర్యవంతమైన)

1 2 3 4 5

Well located (బాగా ఉంది)

1 2 3 4 5

2. The workshop content was

వర్క్ షాప్ కంటెంట్

a) Relevant (సంబంధిత)

1 2 3 4 5

b) Comprehensive (సమగ్ర)

1 2 3 4 5

c) Easy to understand (అర్థం చేసుకోవడం సులభం)

1 2 3 4 5

3. The facilitators were

ఫెసిలిటేటర్ల జ్ఞానం

1 2 3 4 5

4. What did you like the most about the training session?

వర్క్ షాప్ సెషన్ గురించి మీకు ఏది బాగా నచ్చింది

Mallesh

Puduru

PRINCIPAL  
CMR COLLEGE OF ENGG. & TECH.  
Kandlakoya (V), Medchal Road,  
Hyderabad-501401.





# CMR COLLEGE OF ENGINEERING & TECHNOLOGY

(AUTONOMOUS)

NAAC Accredited Institution with 'A' Grade  
Kandlakoya (V), Medchal Road, Hyderabad -501401.

## Skill Development Program on Welding Under

### UNEMPLOYED YOUTH SKILL DEVELOPMENT PROGRAM

Date: 14-10-2017 to 16-10-2017

#### Feedback form:

1. The workshop venue was:

Strongly disagree – strongly agree

వర్క్ షాప్

గట్టిగా అంగీకరించలేదు - గట్టిగా అంగీకరిస్తున్నారు

Comfortable (సౌకర్యవంతమైన)

1 2 3 4 5

Well located (బాగా ఉంది)

1 2 3 4 5

2. The workshop content was

వర్క్ షాప్ కంటెంట్

a) Relevant (సంబంధిత)

1 2 3 4 5

b) Comprehensive (సమగ్ర)

1 2 3 4 5

c) Easy to understand (అర్థం చేసుకోవడం సులభం)

1 2 3 4 5

3. The facilitators were

ఫెసిలిటేటర్ల జ్ఞానం

1 2 3 4 5

4. What did you like the most about the training session?

వర్క్ షాప్ సెషన్ గురించి మీకు ఏది బాగా నచ్చింది

(8/15)

రాజు బాల్కాంబ.

PRINCIPAL

CMR COLLEGE OF ENGG. & TECH.  
Kandlakoya (V), Medchal Road,  
Hyderabad-501401.



Skill Development Program on Welding  
Under

UNEMPLOYED YOUTH SKILL DEVELOPMENT PROGRAM

Date: 14-10-2017 to 16-10-2017

Feedback form:

1. The workshop venue was:

వర్క్‌షాప్

Comfortable (సౌకర్యవంతమైన)

Well located (బాగా ఉంది)

Strongly disagree – strongly agree

గట్టిగా అంగీకరించలేదు - గట్టిగా అంగీకరిస్తున్నారు

1 2 3 4 5

1 2 3 4 5

2. The workshop content was

వర్క్‌షాప్ కంటెంట్

a) Relevant (సంబంధిత)

b) Comprehensive (సమగ్ర)

c) Easy to understand (అర్థం చేసుకోవడం సులభం)

1 2 3 4 5

1 2 3 4 5

1 2 3 4 5

3. The facilitators were

ఫెసిలిటేటర్ల జ్ఞానం

1 2 3 4 5

4. What did you like the most about the training session?

వర్క్‌షాప్ సెషన్ గురించి మీకు ఏది బాగా నచ్చింది

Mahesh

Rajabellam

by



PRINCIPAL

CMR COLLEGE OF ENGG. & TECH.  
Kandlakoya (V), Medchal Road,  
Hyderabad-501401.





# CMR COLLEGE OF ENGINEERING & TECHNOLOGY

(AUTONOMOUS)

NAAC Accredited Institution with 'A' Grade  
Kandlakoya (V), Medchal Road, Hyderabad -501401.

## Skill Development Program on Welding Under

### UNEMPLOYED YOUTH SKILL DEVELOPMENT PROGRAM

Date: 14-10-2017 to 16-10-2017

#### Feedback form:

1. The workshop venue was:

వర్క్‌షాప్

Comfortable (సౌకర్యవంతమైన)

Well located (బాగా ఉంది)

Strongly disagree – strongly agree

గట్టిగా అంగీకరించలేదు - గట్టిగా అంగీకరిస్తున్నారు

1 2 3 4 5

1 2 3 4 5

2. The workshop content was

వర్క్‌షాప్ కంటెంట్

a) Relevant (సంబంధిత)

b) Comprehensive (సమగ్ర)

c) Easy to understand (అర్థం చేసుకోవడం సులభం)

1 2 3 4 5

1 2 3 4 5

1 2 3 4 5

3. The facilitators were

ఫెసిలిటేటర్ల జ్ఞానం

1 2 3 4 5

4. What did you like the most about the training session?

వర్క్‌షాప్ సెషన్ గురించి మీకు ఏది బాగా నచ్చింది

M. వల్లభూ  
పుడూర్

PRINCIPAL

CMR COLLEGE OF ENGG. & TECH.

Kandlakoya (V), Medchal Road,

Hyderabad-501401.





# CMR COLLEGE OF ENGINEERING & TECHNOLOGY

(AUTONOMOUS)

NAAC Accredited Institution with 'A' Grade  
Kandlakoya (V), Medchal Road, Hyderabad -501401.

Ref-20

Date: 04-01-2018

To  
The Principal,  
CMR College of Engineering & Technology,  
Hyderabad.

**Through:** Coordinator, IQAC, CMR College of Engineering & Technology.

Respected sir,

**Subject:** Request to organize a "*Briefing session on Introduction to Computers*" for students of Upper Primary School, Rajbollaram – Reg.

As per the discussion and request received from Head Master, Upper Primary School, Rajbollaram, it is to bring to your kind notice that NAIPUNYA Club is planning to organize a "*Briefing session on Introduction to Computers*" for IX class students, on 3-2-2018 at Upper Primary School, Rajbollaram. The main objective of this lecture is to enhance the skill set of the school students.

Proposed resource persons for this training are:

| S. No | Student Name           | Roll No    | Branch | Year |
|-------|------------------------|------------|--------|------|
| 1     | BANDARU BALRAJ         | 15H51A0507 | CSE    | III  |
| 2     | YENCHURALA ALEKYAREDDY | 15H51A05J0 | CSE    | III  |
| 3     | YEJELLA RAMYA SREE     | 15H51A05P8 | CSE    | III  |
| 4     | RATHNALA RAJU          | 16H55A0437 | ECE    | III  |

The objectives of the guest lecture are, to make students to

- Examine the fundamentals of computers'
- Illustrate the functionalities of computers
- Classify the applications of computers

Kindly accept the proposal for the smooth conduct of the session.

Convener, HODs (CSE & ECE)

1) Approved  
2) Attendance may be provided

Recommended  
Dr. A. KOTISHWAR  
MBA, M.Com, M.Phil, Ph.D.  
Head of the Department  
Dept. of Master of Business Administration  
CMR College of Engineering & Technology

Dr. J. Srinivasa Rao  
Convener - Naipunya Club  
CMRCET  
PRINCIPAL  
CMR COLLEGE OF ENGG. & TECH.  
Kandlakoya (V), Medchal Road,  
Hyderabad-501401.



06-01-2018

Hyderabad


To  
Head Master,  
Upper Primary School,  
Rajbollaram  
MEDCHAL.


Sir,


Sub: Interested to conduct a 1-day Guest Lecture on **"Briefing session on Introduction to Computers"** for students of Upper Primary School, Rajbollaram by CMRCET B. Tech students -*Regarding*

With reference to the above cited subject, and as per the earlier telephonic conversation we had, I bring to your kind notice that students of CSE and ECE of CMRCET are interested in conducting a guest lecture session to the students of Upper Primary School, Rajbollaram. With the help of this session, your students will be able to understand the basics of computers.

In this regard, I request you to provide an opportunity for our students and please provide the proper classroom, basic facilities to our students.



  
PRINCIPAL  
CMR COLLEGE OF ENGG. & TECH.  
Kandlakoya (V), Medchal Road,  
Hyderabad-501401.

  
Major. Dr. V. A. Narayana  
Principal  
CMRCET

PRINCIPAL  
CMR COLLEGE OF ENGG. & TECH.  
Kandlakoya (V), Medchal Road,  
Hyderabad-501401.



**REPORT:**

**Conducted By:** "Naipunya Club", CMR College of Engineering & Technology.

**Topic:** Briefing session on Introduction to Computers

**Venue:** Upper Primary School, Rajbollaram

**Date of session:** 3-2-2018

**List of students deputed for the session:**


| S. No | Student Name           | Roll No    | Branch | Year |
|-------|------------------------|------------|--------|------|
| 1     | BANDARU BALRAJ         | 15H51A0507 | CSE    | III  |
| 2     | YENCHURALA ALEKYAREDDY | 15H51A05J0 | CSE    | III  |
| 3     | YEJELLA RAMYA SREE     | 15H51A05P8 | CSE    | III  |
| 4     | RATHNALA RAJU          | 16H55A0437 | ECE    | III  |

**Key Points covered:**

- Computer basics
- Functions of computers
- Applications of computers
- Generations of computers

**Participants:** 25

**Outcome:** Students are able to evaluate between different types of computers and its peripherals.


  
PRINCIPAL  
CMR COLLEGE OF ENGG. & TECH.  
Kandlakoya (V), Medchal Road,  
Hyderabad-501401.





Photos:



  
PRINCIPAL  
CMR COLLEGE OF ENGG. & TECH.  
Kandlakoya (V), Medchal Road,  
Hyderabad-501401.



## Introduction to Computers

## Advantages of Computers

- High Speed
- Accuracy
- Storage Capability
- Diligence
- Versatility
- Reliability
- Automation
- Reduction in Paper Work and Cost

## Computer Fundamentals

A computer is an electronic data processing device, which accepts and stores data input, processes the data input, and generates the output in a required format.

## Disadvantages of Computers

- Dependency
- Environment
- No Feeling

## Functionalities of a Computer

- If we look at it in a very broad sense, any digital computer carries out the following five functions.
- Step 1 - Takes data as input.
- Step 2 - Stores the data/instructions in its memory and uses them as required.
- Step 3 - Processes the data and converts it into useful information.
- Step 4 - Generates the output.
- Step 5 - Controls all the above four steps.

## Application of computers

- Business
- Banking
- Insurance
- Education
- Marketing
- Healthcare
- Engineering Design
- Military
- Communication
- Government




## Computer Generations

There are five computer generations known till date.

1. First Generation The period of first generation: 1946-1959. Vacuum tube based.
2. Second Generation The period of second generation: 1959-1965. Transistor based.
3. Third Generation The period of third generation: 1965-1971. Integrated Circuit based.
4. Fourth Generation The period of fourth generation: 1971-1980. VLSI microprocessor based.
5. Fifth Generation The period of fifth generation: 1980-onwards. ULSI microprocessor based.

Thank you


  
PRINCIPAL  
MR COLLEGE OF ENGG. & TECH.  
Kandlakoya (V), Medchal Road,  
Hyderabad-501401.



**BRIEFING SESSION ON**  
**INTRODUCTION TO COMPUTERS**

Date: 3-2-2018

| S.No | Name       | Signature |
|------|------------|-----------|
| 1.   | Beemika    | Beemika   |
| 2.   | Likita     | Likita    |
| 3.   | Raju       | Raju      |
| 4.   | Rajendhar  | Rajendhar |
| 5.   | Narain     | Narain    |
| 6.   | Kotkaldas  | das       |
| 7.   | Uday       | Uday      |
| 8.   | (Suresh)   | (Suresh)  |
| 9.   | Sivisha    | Sivisha   |
| 10.  | Suma latha | Suma      |
| 11.  | Sanjeev    | Sanjeev   |
| 12.  | Sabha      | Sabbhay   |
| 13.  | Sunitha    | Suni      |
| 14.  | Roopam     | Roopam    |
| 15.  | Rohith     | Rohith    |
| 16.  |            |           |

  
**PRINCIPAL**  
**CMR COLLEGE OF ENGG. & TECH.**  
Kandlakoya (V), Medchal Road,  
Hyderabad-501401.



**BRIEFING SESSION ON**  
**INTRODUCTION TO COMPUTERS**

Date: 3-2-2018

| S.No | Name          | Signature     |
|------|---------------|---------------|
| 16   | chandu        | <u>chandu</u> |
| 17   | Mounika       | Mounika       |
| 18   | caadeg        | caadeg        |
| 19   | Gopi          | Gopi          |
| 20   | Bhanu Hemanth | Bhanu         |
| 21   | Pambabu       | Pambabu       |
| 22   | Sraavan       | Sraavan       |
| 23   | Naveen        | Naveen        |
| 24   | Ruheena       | Ruhi          |
| 25   | Rakesh        | Rat           |
| 26   | Niharika      | Nehe          |
|      |               |               |
|      |               |               |
|      |               |               |
|      |               |               |
|      |               |               |
|      |               |               |
|      |               |               |



**PRINCIPAL**  
**CMR COLLEGE OF ENGG. & TECH.**  
Kandiakoya (V), Medchal Road,  
Hyderabad-501401.



## FEEDBACK FORM

Date: 3-2-2018

Title: Briefing on Introduction to Computers

1 – Very Poor 2 – Poor 3 – Average 4 – Good 5 - Excellent

1. How would you rate the usefulness of the content?

(1 2 3 4 5)

2. How would you rate Presenters' knowledge in the subject?

(1 2 3 4 5)


3. How would you rate the presenters' style of teaching?

(1 2 3 4 5)

4. How would you rate the pace of the presentation?

(Too fast Too slow Just right)

5. What did you like best or find useful in the presentation?

  
PRINCIPAL  
CMR COLLEGE OF ENGG. & TECH.  
Kandlakoya (V), Medchal Road,  
Hyderabad-501401.



## FEEDBACK FORM

Date: 3-2-2018

Title: Briefing on Introduction to Computers

1 – Very Poor 2 – Poor 3 – Average 4 – Good 5 - Excellent

1. How would you rate the usefulness of the content?

(1    2    3    4    5)

2. How would you rate Presenters' knowledge in the subject?

(1    2    3    4    5)

3. How would you rate the presenters' style of teaching?


(1    2    3    4    5)

4. How would you rate the pace of the presentation?

(Too fast    Too slow    Just right)

5. What did you like best or find useful in the presentation?

— Nil —

  
PRINCIPAL  
CMR COLLEGE OF ENGG. & TECH.  
Kandlakoya (V), Medchal Road,  
Hyderabad-501401.



## FEEDBACK FORM

Date: 3-2-2018

Title: Briefing on Introduction to Computers

1 – Very Poor 2 – Poor 3 – Average 4 – Good 5 - Excellent

1. How would you rate the usefulness of the content?

(1    2    3    4    ~~5~~)

2. How would you rate Presenters' knowledge in the subject?

(1    2    3    4    ~~5~~)

3. How would you rate the presenters' style of teaching?


(1    2    ~~3~~    4    5)

4. How would you rate the pace of the presentation?

(Too fast    Too slow ~~✓~~    Just right)

5. What did you like best or find useful in the presentation?

Good.

  
PRINCIPAL  
CMR COLLEGE OF ENGG. & TECH.  
Kandlakoya (V), Medchal Road,  
Hyderabad-501401.



## FEEDBACK FORM

Date: 3-2-2018

Title: Briefing on Introduction to Computers

1 - Very Poor 2 - Poor 3 - Average 4 - Good 5 - Excellent

1. How would you rate the usefulness of the content?

(1 2 3 4 5)

2. How would you rate Presenters' knowledge in the subject?

(1 2 3 4 5)

3. How would you rate the presenters' style of teaching?


(1 2 3 4 5)

4. How would you rate the pace of the presentation?

(Too fast Too ~~slow~~ Just right)

5. What did you like best or find useful in the presentation?

— All —

  
PRINCIPAL  
CMR COLLEGE OF ENGG. & TECH.  
Kandlakoya (V), Medchal Road,  
Hyderabad-501401.



## FEEDBACK FORM

Date: 3-2-2018

Title: Briefing on Introduction to Computers

1 – Very Poor 2 – Poor 3 – Average 4 – Good 5 - Excellent

1. How would you rate the usefulness of the content?

(1) 2 3 4 5)

2. How would you rate Presenters' knowledge in the subject?

(1 (2) 3 4 5)

3. How would you rate the presenters' style of teaching?


(1 2 ← 3 4 5)

4. How would you rate the pace of the presentation?

(Too fast Too slow ← Just right)

5. What did you like best or find useful in the presentation?

Good.

  
PRINCIPAL  
CMR COLLEGE OF ENGG. & TECH.  
Kandlakoya (V), Medchal Road,  
Hyderabad-501401.



## FEEDBACK FORM

Date: 3-2-2018

Title: Briefing on Introduction to Computers

1 – Very Poor 2 – Poor 3 – Average 4 – Good 5 - Excellent

1. How would you rate the usefulness of the content?

(1    2    3    4    5)

2. How would you rate Presenters' knowledge in the subject?

(1    2    3    4    5)

3. How would you rate the presenters' style of teaching?


(1    2    3    4    5)

4. How would you rate the pace of the presentation?

(Too fast    Too slow    Just right)

5. What did you like best or find useful in the presentation?

*good*

  
PRINCIPAL  
CMR COLLEGE OF ENGG. & TECH.  
Kandlakoya (V), Medchal Road,  
Hyderabad-501401.



## FEEDBACK FORM

Date: 3-2-2018

Title: Briefing on Introduction to Computers

1 - Very Poor 2 - Poor 3 - Average 4 - Good 5 - Excellent

1. How would you rate the usefulness of the content?

(1 ✓ 2 3 4 5)

2. How would you rate Presenters' knowledge in the subject?

(1 2 3 4 5 ✓)

3. How would you rate the presenters' style of teaching?


(1 2 ✓ 3 4 5)

4. How would you rate the pace of the presentation?

(Too fast Too slow Just right) ✓

5. What did you like best or find useful in the presentation?

Better

  
PRINCIPAL  
CMR COLLEGE OF ENGG. & TECH.  
Kandlakoya (V), Medchal Road,  
Hyderabad-501401.



## FEEDBACK FORM

Date: 3-2-2018

Title: Briefing on Introduction to Computers

1 – Very Poor 2 – Poor 3 – Average 4 – Good 5 - Excellent

1. How would you rate the usefulness of the content?

(1  2  3  4  5)

2. How would you rate Presenters' knowledge in the subject?

(1  2  3  4  5)

3. How would you rate the presenters' style of teaching?


(1  2  3  4  5)

4. How would you rate the pace of the presentation?

(Too fast  Too slow  Just right )

5. What did you like best or find useful in the presentation?

— NOT BAD —

  
PRINCIPAL  
CMR COLLEGE OF ENGG. & TECH.  
Kandlakoya (V), Medchal Road,  
Hyderabad-501401.



## FEEDBACK FORM

Date: 3-2-2018

Title: Briefing on Introduction to Computers

1 – Very Poor 2 – Poor 3 – Average 4 – Good 5 - Excellent

1. How would you rate the usefulness of the content?

(1  2 ~~3~~ 4 5)

2. How would you rate Presenters' knowledge in the subject?

(1 2 ~~3~~ 4 5)


3. How would you rate the presenters' style of teaching?

(1 2  3 4 5)

4. How would you rate the pace of the presentation?

(Too fast Too slow  Just right)

5. What did you like best or find useful in the presentation?

  
**PRINCIPAL**  
CMR COLLEGE OF ENGG. & TECH.  
Kandlakoya (V), Medchal Road,  
Hyderabad-501401.



## FEEDBACK FORM

Date: 3-2-2018

Title: Briefing on Introduction to Computers

1 - Very Poor 2 - Poor 3 - Average 4 - Good 5 - Excellent

1. How would you rate the usefulness of the content?

(1 2 3 4 5)

2. How would you rate Presenters' knowledge in the subject?

(1 2 3 4 5)

3. How would you rate the presenters' style of teaching?


(1 2 3 4 5)

4. How would you rate the pace of the presentation?

(Too fast Too slow Just right)

5. What did you like best or find useful in the presentation?

Good

  
PRINCIPAL  
CMR COLLEGE OF ENGG. & TECH.  
Kandlakoya (V), Medchal Road,  
Hyderabad-501401.



## FEEDBACK FORM

Date: 3-2-2018

Title: Briefing on Introduction to Computers

1 – Very Poor 2 – Poor 3 – Average 4 – Good 5 - Excellent

1. How would you rate the usefulness of the content?

(1 2 3 4 5)

2. How would you rate Presenters' knowledge in the subject?

(1 2 3 4 5)

3. How would you rate the presenters' style of teaching?


(1 2 3 4 5)

4. How would you rate the pace of the presentation?

(Too fast Too slow Just right)

5. What did you like best or find useful in the presentation?

*good*

  
PRINCIPAL  
CMR COLLEGE OF ENGG. & TECH.  
Kandiakoya (V), Medchal Road,  
Hyderabad-501401.



## FEEDBACK FORM

Date: 3-2-2018

Title: Briefing on Introduction to Computers

1 - Very Poor 2 - Poor 3 - Average 4 - Good 5 - Excellent

1. How would you rate the usefulness of the content?

(1 2 3 4 5)

2. How would you rate Presenters' knowledge in the subject?

(1 2 3 4 5)


3. How would you rate the presenters' style of teaching?

(1 2 3 4 5)

4. How would you rate the pace of the presentation?

(Too fast Too slow Just right)

5. What did you like best or find useful in the presentation?

  
PRINCIPAL  
CMR COLLEGE OF ENGG. & TECH.  
Kandlakoya (V), Medchal Road,  
Hyderabad-501401.



## FEEDBACK FORM

Date: 3-2-2018

Title: Briefing on Introduction to Computers

1 - Very Poor 2 - Poor 3 - Average 4 - Good 5 - Excellent

1. How would you rate the usefulness of the content?

(1) 2 3 4 5)

2. How would you rate Presenters' knowledge in the subject?

(1 2 ✓ 3 4 5)

3. How would you rate the presenters' style of teaching?


(1 2 3 ✓ 4 5)

4. How would you rate the pace of the presentation?

(Too fast Too slow Just right ✓)

5. What did you like best or find useful in the presentation?

fine

  
PRINCIPAL  
CMR COLLEGE OF ENGG. & TECH.  
Kandlakoya (V), Medchal Road,  
Hyderabad-501401.



## FEEDBACK FORM

Date: 3-2-2018

Title: Briefing on Introduction to Computers

1 - Very Poor 2 - Poor 3 - Average 4 - Good 5 - Excellent

1. How would you rate the usefulness of the content?

(1) ~~1~~ 2 3 4 5)

2. How would you rate Presenters' knowledge in the subject?

(1) (2) 3 4 5)

3. How would you rate the presenters' style of teaching?


(1) ~~1~~ 2 3 4 5)

4. How would you rate the pace of the presentation?

(Too fast Too slow ~~Just right~~)

5. What did you like best or find useful in the presentation?

→ NPCT

  
PRINCIPAL  
CMR COLLEGE OF ENGG. & TECH.  
Kandlakoya (V), Medchal Road,  
Hyderabad-501401.



## FEEDBACK FORM

Date: 3-2-2018

Title: Briefing on Introduction to Computers

1 - Very Poor 2 - Poor 3 - Average 4 - Good 5 - Excellent

1. How would you rate the usefulness of the content?

(1    2    3    4<sup>✓</sup>    5)

2. How would you rate Presenters' knowledge in the subject?

(1    2    3    4<sup>✓</sup>    5)

3. How would you rate the presenters' style of teaching?


(1    2    3    4<sup>✓</sup>    5)

4. How would you rate the pace of the presentation?

(Too fast    Too slow    Just right)

5. What did you like best or find useful in the presentation?

- Best -

  
PRINCIPAL  
CMR COLLEGE OF ENGG. & TECH.  
Kandlakoya (V), Medchal Road,  
Hyderabad-501401.



## FEEDBACK FORM

Date: 3-2-2018

Title: Briefing on Introduction to Computers

1 – Very Poor 2 – Poor 3 – Average 4 – Good 5 - Excellent

1. How would you rate the usefulness of the content?

(1    2    3    4    5)

2. How would you rate Presenters' knowledge in the subject?

(1    2    3    4    5)

3. How would you rate the presenters' style of teaching?


(1    2    3    4    5)

4. How would you rate the pace of the presentation?

(Too fast    Too slow    Just right)

5. What did you like best or find useful in the presentation?

- Good -

  
PRINCIPAL  
CMR COLLEGE OF ENGG. & TECH.  
Kandlakoya (V), Medchal Road,  
Hyderabad-501401.



## FEEDBACK FORM

Date: 3-2-2018

Title: Briefing on Introduction to Computers

1 - Very Poor 2 - Poor 3 - Average 4 - Good 5 - Excellent

1. How would you rate the usefulness of the content?

(✓ 2 3 4 5)

2. How would you rate Presenters' knowledge in the subject?

(1 ✓ 3 4 5)

3. How would you rate the presenters' style of teaching?


(1 2 ✓ 4 5)

4. How would you rate the pace of the presentation?

(Too fast ~~Too~~ slow Just right)

5. What did you like best or find useful in the presentation?

Yes

  
PRINCIPAL  
CMR COLLEGE OF ENGG. & TECH.  
Kandlakoya (V), Medchal Road,  
Hyderabad-501401.



## FEEDBACK FORM

Date: 3-2-2018

Title: Briefing on Introduction to Computers

1 - Very Poor 2 - Poor 3 - Average 4 - Good 5 - Excellent

1. How would you rate the usefulness of the content?

(1    2    3    4    5)

2. How would you rate Presenters' knowledge in the subject?

(1    2    3    4 ✓    5)

3. How would you rate the presenters' style of teaching?


(1    2    3 ✓    4    5)

4. How would you rate the pace of the presentation?

(Too fast    Too slow ✓    Just right)

5. What did you like best or find useful in the presentation?

- Nil -

  
PRINCIPAL  
CMR COLLEGE OF ENGG. & TECH.  
Kandlakoya (V), Medchal Road,  
Hyderabad-501401.



## FEEDBACK FORM

Date: 3-2-2018

Title: Briefing on Introduction to Computers

1 - Very Poor 2 - Poor 3 - Average 4 - Good 5 - Excellent

1. How would you rate the usefulness of the content?

(1    2    3    4    5) ✓

2. How would you rate Presenters' knowledge in the subject?

(1    2    3    4    5) ✓

3. How would you rate the presenters' style of teaching?


(1    2    3 ✓    4    5)

4. How would you rate the pace of the presentation?

(Too fast    Too slow    Just right) ✓

5. What did you like best or find useful in the presentation?

1. 2. 3. 4. 5.

  
PRINCIPAL  
CMR COLLEGE OF ENGG. & TECH.  
Kandlakoya (V), Medchal Road,  
Hyderabad-501401.



## FEEDBACK FORM

Date: 3-2-2018

Title: Briefing on Introduction to Computers

1 – Very Poor 2 – Poor 3 – Average 4 – Good 5 - Excellent

1. How would you rate the usefulness of the content?

( 1    2    3    4    5)

2. How would you rate Presenters' knowledge in the subject?

(1     2    3    4    5)


3. How would you rate the presenters' style of teaching?

(1    2     3    4    5)

4. How would you rate the pace of the presentation?

(Too fast    Too slow     Just right)

5. What did you like best or find useful in the presentation?

  
PRINCIPAL  
CMR COLLEGE OF ENGG. & TECH.  
Kandlakoya (V), Medchal Road,  
Hyderabad-501401.



## FEEDBACK FORM

Date: 3-2-2018

Title: Briefing on Introduction to Computers

1 - Very Poor 2 - Poor 3 - Average 4 - Good 5 - Excellent

1. How would you rate the usefulness of the content?

(1  2  3  4  5)

2. How would you rate Presenters' knowledge in the subject?

(1  2  3  4  5)

3. How would you rate the presenters' style of teaching?


(1  2  3  4  5)

4. How would you rate the pace of the presentation?

(Too fast  Too slow  Just right )

5. What did you like best or find useful in the presentation?

Yes

  
PRINCIPAL  
CMR COLLEGE OF ENGG. & TECH.  
Kandlakoya (V), Medchal Road,  
Hyderabad-501401.



## FEEDBACK FORM

Date: 3-2-2018

Title: Briefing on Introduction to Computers

1 - Very Poor 2 - Poor 3 - Average 4 - Good 5 - Excellent

1. How would you rate the usefulness of the content?

(1 (2) 3 4 5)

2. How would you rate Presenters' knowledge in the subject?

(1 2 3 4 (5))

3. How would you rate the presenters' style of teaching?


(1 2 (3) 4 5)

4. How would you rate the pace of the presentation?

(Too fast Too slow ✓ Just right)

5. What did you like best or find useful in the presentation?

nil.

  
PRINCIPAL  
CMR COLLEGE OF ENGG. & TECH.  
Kandlakoya (V), Medchal Road,  
Hyderabad-501401.



## FEEDBACK FORM

Date: 3-2-2018

Title: Briefing on Introduction to Computers

1 - Very Poor 2 - Poor 3 - Average 4 - Good 5 - Excellent

1. How would you rate the usefulness of the content?

(1 2 3 4 5)

2. How would you rate Presenters' knowledge in the subject?

(1 2 3 4 5)

3. How would you rate the presenters' style of teaching?


(1 2 3 4 5)

4. How would you rate the pace of the presentation?

(Too fast      Too slow      Just right)

5. What did you like best or find useful in the presentation?

*good*

  
PRINCIPAL  
CMR COLLEGE OF ENGG. & TECH.  
Kandlakoya (V), Medchal Road,  
Hyderabad-501401.



## FEEDBACK FORM

Date: 3-2-2018

Title: Briefing on Introduction to Computers

1 – Very Poor 2 – Poor 3 – Average 4 – Good 5 - Excellent

1. How would you rate the usefulness of the content?

(1) 2 3 4 5)

2. How would you rate Presenters' knowledge in the subject?

(1 2 3 4 (5)

3. How would you rate the presenters' style of teaching?


(1 2 3 (4) 5)

4. How would you rate the pace of the presentation?

(Too fast Too slow Just right)

5. What did you like best or find useful in the presentation?

— Awesome —

  
PRINCIPAL  
CMR COLLEGE OF ENGG. & TECH.  
Kandlakoya (V), Medchal Road,  
Hyderabad-501401.



## FEEDBACK FORM

Date: 3-2-2018

Title: Briefing on Introduction to Computers

1 - Very Poor 2 - Poor 3 - Average 4 - Good 5 - Excellent

1. How would you rate the usefulness of the content?

(1 2 3 ✓ 4 5)

2. How would you rate Presenters' knowledge in the subject?

(1 2 ✓ 3 4 5)

3. How would you rate the presenters' style of teaching?


(1 2 3 ✓ 4 5)

4. How would you rate the pace of the presentation?

(Too fast Too slow Just right)

5. What did you like best or find useful in the presentation?

ఉపయోగపడేది

  
PRINCIPAL  
CMR COLLEGE OF ENGG. & TECH.  
Kandlakoya (V), Medchal Road,  
Hyderabad-501401.



## FEEDBACK FORM

Date: 3-2-2018

Title: Briefing on Introduction to Computers

1 – Very Poor 2 – Poor 3 – Average 4 – Good 5 - Excellent

1. How would you rate the usefulness of the content?

(1 2 3 4 5) ✓

2. How would you rate Presenters' knowledge in the subject?

(1 2 3 4 ✓ 5)

3. How would you rate the presenters' style of teaching?


(1 2 3 ✓ 4 5)

4. How would you rate the pace of the presentation?


(Too fast Too slow ✓ Just right)

5. What did you like best or find useful in the presentation?

— good

  
PRINCIPAL  
CMR COLLEGE OF ENGG. & TECH.  
Kandlakoya (V), Medchal Road,  
Hyderabad-501401.





6-2-2018

To


The Principal,  
CMRCET,  
Kandlakoya,  
Hyderabad,  
501401.


Respected Sir,

*Sub: Appreciation note to your college students- Reg.*

On behalf of Upper Primary School, Rajbollarum, I would like to thank CMR College of Engineering & Technology for conducting 1- day program on "*Briefing session on Introduction to Computers*" on 3-2-2018. The 1- day program made our students to understand the basics of computers. We also look forward for the future proposals for any programs with our school. Feel free to contact for the same.

Thanking you,

  
PRINCIPAL  
CMR COLLEGE OF ENGINEERING & TECHNOLOGY  
Kandlakoya, Hyderabad-501401.

  
Headmaster  
M.P.S. Rajabollaram Thanda,  
Medchal (M), Medchal-Malkajgiri Dist.  
Upper Primary  
School  
RajBollarum,  
Medchal Dist.





# CMR COLLEGE OF ENGINEERING & TECHNOLOGY

(AUTONOMOUS)

NAAC Accredited Institution with 'A' Grade  
Kandlakoya (V), Medchal Road, Hyderabad -501401.

Date: 23-02-2018

To

The Principal,  
CMR College of Engineering & Technology,  
Hyderabad.

Through: Coordinator, IQAC, and CMRCET.

Respected sir,

**Subject:** Approval for organizing a 1-day Guest lecture on Magnetism and Faradays laws- Reg.

**Venue:** ZPHS, Pudur-Medchal.

As per the earlier discussion with the Head Master of ZPHS, Pudur, NAIPUNYA Club is planning to organize a "1-day Guest lecture on Magnetism and Faradays laws" for IX class students, ZPHS, Pudur on 3-03-2018 by students of CMR College of engineering and technology. The main objective of this training is to create awareness among students about importance of Magnetic circuits and Faradays law.

Resource persons for this training program are IV year students of CSE, CMRCET.

- 1.14H51A05A0, PASAM RAJESWARI, B.TECH, CSE, IV
- 2.14H51A05E0, KANDALA GIRIDHAR REDDY, B.TECH, CSE, IV
- 3.14H51A05L2, JAMPALA NANDINI, B.TECH, CSE, IV
- 4.15H55A0506, RAGALA ARUN KUMAR, B.TECH, CSE, IV

The topics to be covered are Types of magnets, Behavior of conductor in Magnetic fields, Energy Conversions.

Thanking you.

*Recommended  
A.K. Kotishwar  
23/02/18*

**Dr. A. KOTISHWAR**

MEA, M.Com, M.Phil., Ph.D

Professor & Head of the Department  
Dept. of Master of Business Administration  
CMR College of Engineering & Technology

*[Signature]*  
Dr. J. Srinivasa Rao

Convener,  
Naipunya Club,  
CMRCET.

*Convener & HOD (CSE)*

*[Signature]*  
**PRINCIPAL**  
CMR COLLEGE OF ENGG. & TECH.  
Kandlakoya (V), Medchal Road,  
Hyderabad-501401.

*Permitted to conduct  
and students may be  
used and attendance may  
be taken.*

*[Signature]*  
23/2/18





# CMR COLLEGE OF ENGINEERING & TECHNOLOGY

(AUTONOMOUS)

NAAC Accredited Institution with 'A' Grade  
Kandlakoya (V), Medchal Road, Hyderabad -501401.

23-02-2018

Hyderabad

To  
Head Master,  
ZPHS, Pudur,  
MEDCHAL.

Sir,


Sir,


Sub: Willingness to conduct Guest Lecture on "Magnetism and Faradays laws" by CMRCET B. Tech students -*Regarding*

As per the telephonic conversation we had and in connection to the above cited subject, I bring to your kind notice that students of CSE from CMRCET are interested in conducting a guest lecture session to the students of ZPHS Pudur. Our students are well versed with the Magnetism and Faradays laws and are willing to take a session on the same to your students which will be good takeaway for the school students.

In this regard, I request you to provide an opportunity for our students.



  
**PRINCIPAL**  
**CMR COLLEGE OF ENGG. & TECH.**  
Kandlakoya (V), Medchal Road,  
Hyderabad-501401.

  
Major. Dr. V. A. Narayana ,  
Principal,  
CMRCET.

**PRINCIPAL**  
**CMR COLLEGE OF ENGG. & TECH.**  
Kandlakoya (V), Medchal Road,  
Hyderabad-501401.



## Report on Guest Lecture

“On Magnetism and Faradays laws”

Under

**NAIPUNYA Club**

Date: Friday, 3 March 2018

Time: 9:30 AM to 3.00PM

Venue: ZPHS school Pudur

A Guest lecture is held on “Magnetism and Faradays laws” for class X students of ZPHS Pudur by

1.14H51A05A0, PASAM RAJESWARI, B.TECH, CSE, IV

2.14H51A05E0, KANDALA GIRIDHAR REDDY, B.TECH, CSE, IV

3.14H51A05L2, JAMPALA NANDINI, B.TECH, CSE, IV

4.15H55A0506, RAGALA ARUN KUMAR, B.TECH, CSE, IV

To cultivate student learning and development by supporting students in their academic, personal, and social growth.

Topic: Electro Magnetism and Faradays law.

Event report: NAIPUNYA Club, have organized a Student development program for X class students of Zillah Parishad High school (ZPHS) Pudur, In order to have an idea on the Magnetism and its conversion of energies. Introduction about Magnets and its types


1. Solve Problems about Magnetic
2. Faradays Laws
3. Conversion of energies

**Student's Feedback:** As per discussion with the students, the topic covered was appreciated by most of the students and requested to arrange such talk in the future also

No. of Students attended the session 18

Attendance copy and photos are here by enclosed with this letter

**Outcome:** By the end of this lecture students should understand Magnetic flux, faradays law, the principles and laws of electromagnetic induction and Conversion of energies

  
**PRINCIPAL**  
**CMR COLLEGE OF ENGG. & TECH.**  
Kandlakoya (V), Medchal Road,  
Hyderabad-501401.





## Report on Guest Lecture

“On Magnetism and Faradays laws”

Under

NAIPUNYA Club

Date: Friday, 3 March 2018

Time: 9:30 AM to 3.00PM

Venue: ZPHS school Pudur

A Guest lecture is held on “Magnetism and Faradays laws “for class X students of ZPHS Pudur by

1.14H51A05A0, PASAM RAJESWARI, B.TECH, CSE, IV

2.14H51A05E0, KANDALA GIRIDHAR REDDY, B.TECH, CSE, IV

3.14H51A05L2, JAMPALA NANDINI, B.TECH, CSE, IV

4.15H55A0506, RAGALA ARUN KUMAR, B.TECH, CSE, IV

To cultivate student learning and development by supporting students in their academic, personal, and social growth.

**Topic:** Electro Magnetism and Faradays law.

**Event report:** NAIPUNYA Club, have organized a Student development program for X class students of Zillah Parishad High school (ZPHS) Pudur, In order to have an idea on the Magnetism and its conversion of energies.


Introduction about Magnets and its types

1. Solve Problems about Magnetic
2. Faradays Laws
3. Conversion of energies

**Student's Feedback:** As per discussion with the students, the topic covered was appreciated by most of the students and requested to arrange such talk in the future also

No. of Students attended the session 18

Attendance copy and photos are here by enclosed with this letter

  
**PRINCIPAL**  
CMR COLLEGE OF ENGG. & TECH.  
Kandlakoya (V), Medchal Road,  
Hyderabad-501401.







# CMR COLLEGE OF ENGINEERING & TECHNOLOGY

(AUTONOMOUS)

NAAC Accredited Institution with 'A' Grade

Kandlakoya (V), Medchal Road, Hyderabad -501401.

## CONTENTS FOR GUEST LECTURE ON

### Introduction to Magnetism and Faradays Laws

#### INTRODUCTION:

While Oersted's surprising discovery of electromagnetism paved the way for more practical applications of electricity, it was Michael Faraday who gave us the key to the practical generation of electricity: **electromagnetic induction**. Faraday discovered that when he moved a magnet near a wire a voltage was generated across it. If the magnet was held stationary no voltage was generated, the voltage only existed while the magnet was moving. **Faraday's Law of electromagnetic induction** The emf,  $\mathcal{E}$ , produced around a loop of conductor is proportional to the rate of change of the magnetic flux,  $\phi$ , through the area,  $A$ , of the loop. This can be stated mathematically as:  $\mathcal{E} = -N \frac{\Delta \phi}{\Delta t}$  where  $(\phi = B \cdot A)$  and  $B$  is the strength of the magnetic field.  $(N)$  is the number of circuit loops. A magnetic field is measured in units of teslas (T). The minus sign indicates direction and that the induced emf tends to oppose the change in the magnetic flux. The minus sign can be ignored when calculating magnitudes.

#### AIM:

To design a Dc motor with high speed and torque characteristics.

#### COURSE OUTCOMES:

By the end of this course, you should be able to:


- Define Magnetic flux
- State faradays law
- Demonstrate the principles and laws of electromagnetic induction
- Conversion of energies

  
PRINCIPAL

CMR COLLEGE OF ENGG. & TECH.  
Kandlakoya (V), Medchal Road,  
Hyderabad-501401.



Photos:




PRINCIPAL  
CMR COLLEGE OF ENGG. & TECH,  
Kandlakoya (N), Medchal Road,  
Hyderabad-501401.



# CMR COLLEGE OF ENGINEERING & TECHNOLOGY

(UGC Autonomous)  
NAAC Accreditation with A – Grade  
Kandlakoya, Hyderabad – 501 401

| S.No | Name                    | Signature               |
|------|-------------------------|-------------------------|
| 1    | ప్రవర్తి                | ప్రవర్తి                |
| 2    | వేద సంపాద               | వేద                     |
| 3    | సిరి                    | సిరి                    |
| 4    | రొం                     | రొం                     |
| 5    | స్వరతి                  | స్వరతి                  |
| 6    | రొం                     | రొం                     |
| 7    | రాజు కృష్ణ రాజు అబ్బరి. | రాజు కృష్ణ రాజు అబ్బరి. |
| 8    | అనంబ                    | అనంబ                    |
| 9    | నిలిన                   | నిలిన                   |
| 10   | కొం                     | కొం                     |
| 11   | నిలిన                   | నిలిన                   |
| 12   | ప్రసాద                  | ప్రసాద                  |
| 13   | అనంబ                    | అనంబ                    |
| 14   | అనంబ                    | అనంబ                    |
| 15   | అనంబ                    | అనంబ                    |
| 16   | అనంబ                    | అనంబ                    |
| 17   | అనంబ                    | అనంబ                    |
| 18   | అనంబ                    | అనంబ                    |
|      |                         |                         |
|      |                         |                         |
|      |                         |                         |
|      |                         |                         |

  
PRINCIPAL  
CMR COLLEGE OF ENGG. & TECH.  
Kandlakoya (V), Medchal Road,  
Hyderabad-501401.





# CMR COLLEGE OF ENGINEERING & TECHNOLOGY

(UGC Autonomous)  
NAAC Accreditation with A – Grade  
Kandlakoya, Hyderabad – 501 401

## FEEDBACK FORM

Name of the Presenter: *DAJ*

Date: **03-03-2018**

Title: Magnetism and Faradays laws

1 Very Poor 2 – Poor 3 – Average 4 – Good 5 - Excellent

1. How would you rate the usefulness of the content?

(1 2 3 4 5)

2. How would you rate Presenters' knowledge in the subject?

(1 2 3 4 5)

3. How would you rate the presenters' style of teaching?

(1 2 3 4 5)

4. How would you rate the pace of the presentation?

(Too fast Too slow Just right)

5. What did you like best or find useful in the presentation?

*[Signature]*  
**PRINCIPAL**  
CMR COLLEGE OF ENGG. & TECH.  
Kandlakoya (V), Medchal Road,  
Hyderabad-501401.



## CMR COLLEGE OF ENGINEERING & TECHNOLOGY

(UGC Autonomous)  
NAAC Accreditation with A – Grade  
Kandlakoya, Hyderabad – 501 401

### FEEDBACK FORM

Name of the Presenter: *డా. కృష్ణారావు*

Date: **03-03-2018**

Title: Magnetism and Faradays laws

1 – Very Poor 2 – Poor 3 – Average 4 – Good 5 - Excellent

1. How would you rate the usefulness of the content?

(1    2    3     4    5)

2. How would you rate Presenters' knowledge in the subject?

(1    2    3    4     5)

3. How would you rate the presenters' style of teaching?


(1    2     3    4    5)

4. How would you rate the pace of the presentation?

(Too fast    Too slow    Just  right)

5. What did you like best or find useful in the presentation?

*20 X 08*

  
**PRINCIPAL**  
CMR COLLEGE OF ENGG. & TECH.  
Kandlakoya (V), Medchal Road,  
Hyderabad-501401.





# CMR COLLEGE OF ENGINEERING & TECHNOLOGY

(UGC Autonomous)  
NAAC Accreditation with A – Grade  
Kandlakoya, Hyderabad – 501 401

## FEEDBACK FORM

Name of the Presenter: ప్రసాద్

Date: 03-03-2018

Title: Magnetism and Faradays laws

1 – Very Poor 2 – Poor 3 – Average 4 – Good 5 – Excellent

1. How would you rate the usefulness of the content?

(1 2 3 4 5)

2. How would you rate Presenters' knowledge in the subject?

(1 2 3 4 5)

3. How would you rate the presenters' style of teaching?

(1 2 3 4 5)

4. How would you rate the pace of the presentation?

(Too fast Too slow Just right)

5. What did you like best or find useful in the presentation?

వారి వాగ్, ఆధారాలను వివరించే విధంగా ప్రవేశించారు.

PRINCIPAL  
CMR COLLEGE OF ENGG. & TECH.  
Kandlakoya (V), Medchal Road,  
Hyderabad-501401.





# CMR COLLEGE OF ENGINEERING & TECHNOLOGY

(UGC Autonomous)  
NAAC Accreditation with A – Grade  
Kandlakoya, Hyderabad – 501 401

## FEEDBACK FORM

Name of the Presenter: *అంజు*

Date: **03-03-2018**

Title: Magnetism and Faradays laws

1 – Very Poor 2 – Poor 3 – Average 4 – Good 5 - Excellent

1. How would you rate the usefulness of the content?

(1    2    3    4    5) *5*

2. How would you rate Presenters' knowledge in the subject?

(1    2    3    4    5) *5*

3. How would you rate the presenters' style of teaching?

(1    2    3    4    5) *5*

4. How would you rate the pace of the presentation?

(Too fast    Too slow    Just right)

5. What did you like best or find useful in the presentation?

*8*    *వీరిని 2018*    *అంజు*    *2018*    *అంజు*

**PRINCIPAL**  
**CMR COLLEGE OF ENGG. & TECH.**  
Kandlakoya (V), Medchal Road,  
Hyderabad-501401.





# CMR COLLEGE OF ENGINEERING & TECHNOLOGY

(UGC Autonomous)  
NAAC Accreditation with A – Grade  
Kandlakoya, Hyderabad – 501 401

## FEEDBACK FORM

Name of the Presenter: *SRB*

Date: **03-03-2018**

Title: Magnetism and Faradays laws

1 – Very Poor 2 – Poor 3 – Average 4 – Good 5 - Excellent

1. How would you rate the usefulness of the content?  
(1 *2* 3 4 5)
2. How would you rate Presenters' knowledge in the subject?  
(1 2 *3* 4 5)
3. How would you rate the presenters' style of teaching?  
(1 2 3 4 5)
4. How would you rate the pace of the presentation?  
(Too fast Too slow Just right)
5. What did you like best or find useful in the presentation?

*Good, format*

**PRINCIPAL**  
**CMR COLLEGE OF ENGG. & TECH.**  
Kandlakoya (V), Medchal Road,  
Hyderabad-501401.





# CMR COLLEGE OF ENGINEERING & TECHNOLOGY

(UGC Autonomous)  
NAAC Accreditation with A – Grade  
Kandlakoya, Hyderabad – 501 401

## FEEDBACK FORM

Name of the Presenter: ప్రవలి

Date: 03-03-2018

Title: Magnetism and Faradays laws

1 – Very Poor 2 – Poor 3 – Average 4 – Good 5 - Excellent

1. How would you rate the usefulness of the content?

(1 2 3 4 5)

2. How would you rate Presenters' knowledge in the subject?

(1 2 3 4 5)

3. How would you rate the presenters' style of teaching?

(1 2 3 4 5)

4. How would you rate the pace of the presentation?

(Too fast Too slow Just right)

5. What did you like best or find useful in the presentation?

అన్నింటికీ సరే

PRINCIPAL  
CMR COLLEGE OF ENGG. & TECH.  
Kandlakoya (V), Medchal Road,  
Hyderabad-501401.





# CMR COLLEGE OF ENGINEERING & TECHNOLOGY

(UGC Autonomous)  
NAAC Accreditation with A – Grade  
Kandlakoya, Hyderabad – 501 401

## FEEDBACK FORM

Name of the Presenter: ఎం. నాగేశ్వరం

Date: 03-03-2018

Title: Magnetism and Faradays laws

1 – Very Poor 2 – Poor 3 – Average 4 – Good 5 - Excellent

1. How would you rate the usefulness of the content?

(1 2 3 4 5)

2. How would you rate Presenters' knowledge in the subject?

(1 2 3 4 5)

3. How would you rate the presenters' style of teaching?


(1 2 3 4 5)

4. How would you rate the pace of the presentation?

(Too fast Too slow Just right)

5. What did you like best or find useful in the presentation?

అన్ని విషయాలు

  
PRINCIPAL  
CMR COLLEGE OF ENGG. & TECH.  
Kandlakoya (V), Medchal Road,  
Hyderabad-501401.





# CMR COLLEGE OF ENGINEERING & TECHNOLOGY

(UGC Autonomous)  
NAAC Accreditation with A – Grade  
Kandlakoya, Hyderabad – 501 401

## FEEDBACK FORM

Name of the Presenter: SR

Date: **03-03-2018**

Title: Magnetism and Faradays laws

1 – Very Poor 2 – Poor 3 – Average 4 – Good 5 - Excellent

1. How would you rate the usefulness of the content?

(1    2    3 ✓    4    5)

2. How would you rate Presenters' knowledge in the subject?

(1    2    3    4 ✓    5)

3. How would you rate the presenters' style of teaching?


(1    2    3 ✓    4    5)

4. How would you rate the pace of the presentation?

(Too fast    Too slow    Just right ✓)

5. What did you like best or find useful in the presentation?

2007 05

  
**PRINCIPAL**  
**CMR COLLEGE OF ENGG. & TECH.**  
Kandlakoya (V), Medchal Road,  
Hyderabad-501401.





# CMR COLLEGE OF ENGINEERING & TECHNOLOGY

(UGC Autonomous)  
NAAC Accreditation with A – Grade  
Kandlakoya, Hyderabad – 501 401

## FEEDBACK FORM

Name of the Presenter: *esb*

Date: **03-03-2018**

Title: Magnetism and Faradays laws

1 – Very Poor 2 – Poor 3 – Average 4 – Good 5 - Excellent ✓

1. How would you rate the usefulness of the content?

(1 2 3 4 5) ✓

2. How would you rate Presenters' knowledge in the subject?

(1 2 3 4 5) ✓

3. How would you rate the presenters' style of teaching?

(1 2 3 4 5) ✓

4. How would you rate the pace of the presentation?

(Too fast Too slow Just right) ✓

5. What did you like best or find useful in the presentation?

*esb*

*[Signature]*

**PRINCIPAL**  
**CMR COLLEGE OF ENGG. & TECH.**  
Kandlakoya (V), Medchal Road,  
Hyderabad-501401.





# CMR COLLEGE OF ENGINEERING & TECHNOLOGY

(UGC Autonomous)  
NAAC Accreditation with A – Grade  
Kandlakoya, Hyderabad – 501 401

## FEEDBACK FORM

Name of the Presenter: *Suraj*

Date: **03-03-2018**

Title: Magnetism and Faradays laws

1 – Very Poor 2 – Poor 3 – Average 4 – Good 5 - Excellent

1. How would you rate the usefulness of the content?

(1    2    3    4    5)

2. How would you rate Presenters' knowledge in the subject?

(1    2    3    4    5)

3. How would you rate the presenters' style of teaching?

(1    2    3    4    5)

4. How would you rate the pace of the presentation?

(Too fast    Too slow    Just right)

5. What did you like best or find useful in the presentation?

*Suraj*

**PRINCIPAL**  
**CMR COLLEGE OF ENGG. & TECH.**  
Kandlakoya (V), Medchal Road,  
Hyderabad-501401.





# CMR COLLEGE OF ENGINEERING & TECHNOLOGY

(UGC Autonomous)  
NAAC Accreditation with A – Grade  
Kandlakoya, Hyderabad – 501 401

## FEEDBACK FORM

Name of the Presenter: *W. N. S.*

Date: 03-03-2018

Title: Magnetism and Faradays laws

1 – Very Poor 2 – Poor 3 – Average 4 – Good 5 - Excellent

1. How would you rate the usefulness of the content?

(1    2    3     4    5)

2. How would you rate Presenters' knowledge in the subject?

(1    2    3     4    5)

3. How would you rate the presenters' style of teaching?

(1    2    3    4     5)

4. How would you rate the pace of the presentation?

(Too fast    Too slow     Just right)

5. What did you like best or find useful in the presentation?

*W. N. S.*

*[Signature]*

**PRINCIPAL**  
CMR COLLEGE OF ENGG. & TECH.  
Kandlakoya (V), Medchal Road,  
Hyderabad-501401.





5-3-2018

To

**The Principal,**  
CMRCET,  
Kandlakoya,  
Hyderabad,  
501401.

Respected Sir,

*Subject: Thanks and Appreciation- Reg.*

On behalf of ZPHS - PUDUR, I am very happy to express thanks to Naipunya Club for conducting a 1-day talk on "*Guest lecture on Magnetism and Faradays laws*" on 3-3-2018. I congratulate the student mentors for making the session fruitful. Our students understood the concept of Magnetism and Faradays laws in a better manner. I request you to conduct similar sessions on other important topics as well.

Thanking you,

*R. Reddy*  
**HEAD MASTER**  
ZPHS PUDUR  
Head Master,  
Medchal (M & Dist)

ZPHS,  
Pudur

*✓*  
**PRINCIPAL**  
CMR COLLEGE OF ENGG. & TECH.  
Kandlakoya (V), Medchal Road,  
Hyderabad-501 401.



# CMR COLLEGE OF ENGINEERING & TECHNOLOGY

(AUTONOMOUS)

NAAC Accredited Institution with 'A' Grade  
Kandlakoya (V), Medchal Road, Hyderabad -501401.

Date: 16-03-2018

To  
The Principal,  
CMR College of Engineering & Technology,  
Hyderabad.

**Through:** Coordinator, IQAC, CMRCET.

Respected sir,

**Subject:** Approval for organizing an "Awareness lecture on Preparation of Chemical Compounds" for VII class students, Pudur – Reg.

This is to bring to your kind notice that as per the conversation with the Headmaster of Pudur NAIPUNYA Club is planning to organize an "Awareness lecture on Preparation of Chemical Compounds" for VII class students, on 24-03-2018 at ZPHS, Pudur. The objective of the guest lecture is, to make students learn about the preparation of chemical compounds.

Resource persons for this training are

- |    |            |                       |
|----|------------|-----------------------|
| 1. | 16H51A05D8 | J Ramya               |
| 2. | 16H51A04M6 | Mallela Harika        |
| 3. | 15H51A0245 | Rajesh Kumar Malineni |
| 4. | 15H51A0285 | K Tejavardhan Yadav   |

I also request you to provide the following lab equipment for this.

1. Salicylic acid
2. acetic anhydride
3. Concentrated H<sub>2</sub>SO<sub>4</sub>
4. 250 ml beaker
5. Heater
6. Glass rod
7. Filter paper

I request you to kindly accept you to accept the proposal.

Approved  
Coordinator

Internal Quality Assurance  
CMR College of Engineering & Technology  
Kandlakoya (V), Medchal Road, Hyderabad -501401.

Dr. J. Srinivasa Rao,  
Convener,  
Naipunya Club,  
CMRCET.

PRINCIPAL  
CMR COLLEGE OF ENGG. & TECH.  
Kandlakoya (V), Medchal Road,  
Hyderabad-501401.

16/3/18





# CMR COLLEGE OF ENGINEERING & TECHNOLOGY

(AUTONOMOUS)

NAAC Accredited Institution with 'A' Grade

Kandlakoya (V), Medchal Road, Hyderabad -501401.

Date: 19-03-2018,  
Hyderabad.

To  
The Headmaster,  
Pudur,  
Medchal.

Respected Sir/Madam,

Sub: Request for resources to conduct an "Awareness lecture on Preparation of Chemical Compounds" for VII class students, on 24-03-2018 by CMRCET, B.Tech Students - Reg.

With reference to the above-cited subject, I bring to your kind notice that as per your request students of CMRCET are interested to conduct an "Awareness lecture on Preparation of Chemical Compounds" for VII class students, on 24-03-2018. With the help of this lecture, students will be able to understand the Preparation of Chemical Compounds such as Aspirin.

In this regard, I request you to provide the following resources

1. A classroom to accommodate all the VII class students.
2. Power facility to demonstrate the experiment.
3. Table for experiment setup.

Thanking You.



PRINCIPAL  
CMR COLLEGE OF ENGG. & TECH.  
Kandlakoya (V), Medchal Road

19/3/18  
Major. Dr V A Narayana,  
Principal,  
CMRCET  
PRINCIPAL  
CMR COLLEGE OF ENGG. & TECH.  
Kandlakoya (V), Medchal Road,  
Hyderabad-501401.





# CMR COLLEGE OF ENGINEERING & TECHNOLOGY

(AUTONOMOUS)

NAAC Accredited Institution with 'A' Grade

Kandlakoya (V), Medchal Road, Hyderabad -501401.

Date: 19-03-2018,  
Hyderabad.

To  
The Headmaster,  
Pudur,  
Medchal.

Respected Sir/Madam,

Sub: Request for resources to conduct an "Awareness lecture on Preparation of Chemical Compounds" for VII class students, on 24-03-2018 by CMRCET, B.Tech Students - Reg.

With reference to the above-cited subject, I bring to your kind notice that as per your request students of CMRCET are interested to conduct an "Awareness lecture on Preparation of Chemical Compounds" for VII class students, on 24-03-2018. With the help of this lecture, students will be able to understand the Preparation of Chemical Compounds such as Aspirin.

In this regard, I request you to provide the following resources

1. A classroom to accommodate all the VII class students.
2. Power facility to demonstrate the experiment.
3. Table for experiment setup.

Thanking You.



19/3/18  
Major. Dr V A Narayana,  
Principal,  
CMRCET  
PRINCIPAL  
CMR COLLEGE OF ENGG & TECH.  
Kandlakoya (V), Medchal Road,  
Hyderabad-501401.



## REPORT FOR GUEST LECTURE

**Title of the Workshop:** PREPARATION OF CHEMICAL COMPOUNDS


**Participants:** VII Class Students, ZPHS School, Pudur

**Resource Persons:**

| S.NO | ROLL NUMBER | STUDENT NAME          |
|------|-------------|-----------------------|
| 1    | 16H51A05D8  | J Ramya               |
| 2    | 16H51A04M6  | Mallela Harika        |
| 3    | 15H51A0245  | Rajesh Kumar Malineni |
| 4    | 15H51A0285  | K Tejavardhan Yadav   |


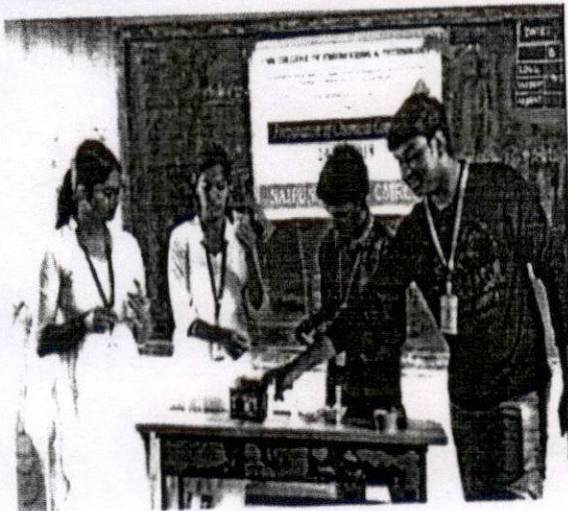


This guest lecture was aimed to provide basic knowledge of Chemical Compounds and learn about the preparation of chemical compound aspirin. About 24 students participated in this guest lecture.

Student of CMR College of Engineering & Technology explained about the equipment used in Chemistry lab and demonstrated the preparation of Chemical compound aspirin.



PRINCIPAL  
CMR COLLEGE OF ENGINEERING & TECHNOLOGY  
Kandla, Hyderabad-501401.







#### OUTCOMES:

At the end of this Awareness lecture students will be able to

- Know about the equipment used in chemistry lab.
- Make the chemical compound Aspirin

Date: 29.3.2018  
Place: CMRCET, Hyderabad

  
Dr. J. Srinivasa Rao,  
Convener.

  
PRINCIPAL  
CMR COLLEGE OF ENGG. & TECH.  
Kandlakoya (V), Medchal Road,  
Hyderabad-501401.



## AWARENESS LECTURE ON

## PREPARATION OF CHEMICAL COMPOUNDS

Date: 24-03-2018

| S.No | Name              | Designation | Signature         |
|------|-------------------|-------------|-------------------|
| 01   | Meghana           | Student     | Megha             |
| 02   | sunil             | student     | sunil             |
| 03   | Vamshi Krishna    | Student     | vamshi            |
| 04   | B. srathi         | Student     | B. srathi         |
| 05   | lakshmi           | Student     | lakshmi           |
| 06   | Mounika           | student     | Mounika           |
| 07   | Mehith            | Student     | Mehith            |
| 08   | S. Sai ramshi     | student     | S. Sai ramshi     |
| 09   | M. Akhil          | student     | M. Akhil          |
| 10   | Laxmi             | Student     | Laxmi             |
| 11   | G. Sai chandra    | Student     | G. Sai chandra    |
| 12   | N. Hemachandra    | Student     | N. Hemachandra    |
| 13   | K. Rohith         | Student     | Rohith            |
| 14   | S. Sai Siddhartha | Student     | S. Sai Siddhartha |
| 15   | D. Narendar       | Student     | Nayak             |
| 16   | T. Suryateja      | Student     | T. Suryateja      |
| 17   | T. Sushma         | Student     | T. Sushma         |

PRINCIPAL

CMR COLLEGE OF ENGG. & TECH.  
Kandlakoya (V), Medchal Road,  
Hyderabad-501401.







## FEEDBACK FORM

Name of the Presenter: Ramya, Madhika, Rajesh, Teja Date: 29/3/2018

Title: Awareness lecture on preparation of chemical compounds

How would you rate the session.

1. How would you rate the usefulness of the content?

(1    2    3    4<sup>✓</sup>    5)

2. How would you rate the presenters' style of teaching?

(1    2    3    4<sup>✓</sup>    5)

3. How would you rate the pace of the presentation?

(Too fast    Too slow    Just right<sup>✓</sup>)

4. What did you like best or find useful in the presentation?

→



PRINCIPAL

CMR COLLEGE OF ENGG. & TECH.

Kandlakoya (V), Medchal Road,

Hyderabad-501401.



## FEEDBACK FORM

Name of the Presenter: Ramya, Harika, Rajesh, Teja Date: 21/3/2018

Title: Awarney Lecture on Preparation of Chemical components

How would you rate the session.

1. How would you rate the usefulness of the content?

(1    2    3    4    5) ✓


2. How would you rate the presenters' style of teaching?

(1    2    3    4    5) ✓

3. How would you rate the pace of the presentation?

(Too fast    Too slow    Just right) ✓

4. What did you like best or find useful in the presentation?

  
PRINCIPAL  
CMR COLLEGE OF ENGG. & TECH.  
Kandlakoya (V), Medchal Road,  
Hyderabad-501401.



## FEEDBACK FORM

Name of the Presenter: Ramya, Hanika, Rajesh, Teja Date: 24-03-2018

Title: Awareness lecture on preparation of chemical compounds.

How would you rate the session.

1. How would you rate the usefulness of the content?

(1    2    3    4<sup>✓</sup>    5)


2. How would you rate the presenters' style of teaching?

(1    2    3    4<sup>✓</sup>    5)

3. How would you rate the pace of the presentation?

(Too fast    Too slow    Just right<sup>✓</sup>)

4. What did you like best or find useful in the presentation?

  
PRINCIPAL  
CMR COLLEGE OF ENGG. & TECH.  
Kandlakoya (V), Medchal Road,  
Hyderabad-501401.



## FEEDBACK FORM

Name of the Presenter: Ramya, Harika, Rajesh, Teja Date: 24-3-18

Title: Awareness lecture on preparation of chemical compounds.

How would you rate the session.

1. How would you rate the usefulness of the content?

(1    2    3    4    5) ✓

2. How would you rate the presenters' style of teaching?

(1    2    3    4    5) ✓

3. How would you rate the pace of the presentation?

(Too fast    Too slow    Just right) ✓

4. What did you like best or find useful in the presentation?

✓  
PRINCIPAL  
CMR COLLEGE OF ENGG. & TECH.  
Kandlakoya (V), Medchal Road,  
Hyderabad-501401.



## FEEDBACK FORM

Name of the Presenter: Raviya, Harika, Rajesh, Teja Date: 24-3-18

Title: Assessing level of Proficiency of chemical competences

How would you rate the session.

1. How would you rate the usefulness of the content?

(1    2    3  4    5)


2. How would you rate the presenters' style of teaching?

(1  2    3    4    5)

3. How would you rate the pace of the presentation?

(Too fast    Too slow    Just right)

4. What did you like best or find useful in the presentation?

  
PRINCIPAL  
CMR COLLEGE OF ENGG. & TECH.  
Kandlakoya (V), Medchal Road,  
Hyderabad-501401.



## FEEDBACK FORM

Name of the Presenter: Ramya, Harika, Ransush, Teja Date: 24/3/2018

Title: awareness lecture of Purification Chemical components

How would you rate the session.

1. How would you rate the usefulness of the content?

(1    2    3    4    5)


2. How would you rate the presenters' style of teaching?

(1    2    3    4    5)

3. How would you rate the pace of the presentation?

(Too fast    ~~Too slow~~    Just right)

4. What did you like best or find useful in the presentation?

  
PRINCIPAL  
CMR COLLEGE OF ENGG. & TECH.  
Kandlakoya (V), Medchal Road,  
Hyderabad-501401.



## FEEDBACK FORM

Name of the Presenter: Ramya, harika, Rajesh, Teja Date: 24-3-18

Title: Awareness lecture on preparation of chemical components

How would you rate the session.

1. How would you rate the usefulness of the content?

(1 2 3 4 5)

2. How would you rate the presenters' style of teaching?

(1 2 3 4 5)

3. How would you rate the pace of the presentation?

(Too fast Too slow Just right)

4. What did you like best or find useful in the presentation?

yes, it is a most useful presentation..

  
PRINCIPAL  
CMR COLLEGE OF ENGG. & TECH.  
Kandlakoya (V), Medchal Road,  
Hyderabad-501401.



## FEEDBACK FORM

Name of the Presenter: Ramya, Rakika, Rajesh, Teja Date: 24/3/2018

Title: awareness lecture on Preparation of chemical compounds

How would you rate the session.

1. How would you rate the usefulness of the content?

(1    2     3    4    5)

2. How would you rate the presenters' style of teaching?


(1    2    3     4    5)

3. How would you rate the pace of the presentation?

(Too fast    Too slow     Just right)

4. What did you like best or find useful in the presentation?

*It is very useful and good in need.*

  
**PRINCIPAL**  
CMR COLLEGE OF ENGG. & TECH.  
Kandlakoya (V), Medchal Road,  
Hyderabad-501401.



## FEEDBACK FORM

Name of the Presenter: Ranya, Harika, Rajesh, Tej Date: 24/03/2018

Title: Awareness lecture on Preparation of Chemical Compounds

How would you rate the session.

1. How would you rate the usefulness of the content?

(1    2    3    4<sup>✓</sup>    5)

2. How would you rate the presenters' style of teaching?

(1    2    3    4<sup>✓</sup>    5)

3. How would you rate the pace of the presentation?

(Too fast    Too slow    Just right<sup>✓</sup>)

4. What did you like best or find useful in the presentation?

*The presentation which is done by the young students are good and it is useful.*

  
PRINCIPAL  
CMR COLLEGE OF ENGG. & TECH.  
Kandlakoya (V), Medchal Road,  
Hyderabad-501401.



## FEEDBACK FORM

Name of the Presenter: Ramya, Harika, Rajesh, Teja Date: 24/3/2018

Title: Awareness lecture of preparation of chemical components

How would you rate the session.

1. How would you rate the usefulness of the content?

(1   2   3   4   5)

2. How would you rate the presenters' style of teaching?


(1   2   3   4   5)

3. How would you rate the pace of the presentation?

(Too fast   Too slow   Just right)

4. What did you like best or find useful in the presentation?

—

  
PRINCIPAL  
CMR COLLEGE OF ENGG. & TECH.  
Kandlakoya (V), Medchal Road,  
Hyderabad-501401.



## FEEDBACK FORM

Name of the Presenter: Ramya, Hanika, Rajesh, Teja Date: 24-3-2018

Title: Awareness lecture on preparation chemical compounds

How would you rate the session.

1. How would you rate the usefulness of the content?

(1    2    3    4    5)

2. How would you rate the presenters' style of teaching?


(1    2    3    4    5)

3. How would you rate the pace of the presentation?

(Too fast    Too slow    Just right)

4. What did you like best or find useful in the presentation?

Using usage of chemical compound will be good

  
PRINCIPAL  
CMR COLLEGE OF ENGG. & TECH.  
Kandlakoya (V), Medchal Road,  
Hyderabad-501401.



## FEEDBACK FORM

Name of the Presenter: Ramya, Harika, Rajesh, Teja Date: 24-03-2018

Title: Awareness lecture on preparation of chemical Compounds

How would you rate the session.

1. How would you rate the usefulness of the content?

(1    2    3     4    5)

2. How would you rate the presenters' style of teaching?


(1    2    3    4     5)

3. How would you rate the pace of the presentation?

(Too fast    Too slow     Just right)

4. What did you like best or find useful in the presentation?

useful

  
PRINCIPAL  
CMR COLLEGE OF ENGG. & TECH.  
Kandlakoya (V), Medchal Road,  
Hyderabad-501401.



## FEEDBACK FORM

Name of the Presenter: Ranya, Harka, Rajesh Date: 24-3-18

Title: Awareness ~~Topic~~ lecture on preparation of chemical compounds

How would you rate the session.

1. How would you rate the usefulness of the content?

(1    2    3    4    5)

2. How would you rate the presenters' style of teaching?


(1    2    3    4    5)

3. How would you rate the pace of the presentation?

(Too fast    Too slow    Just right)

4. What did you like best or find useful in the presentation?

Better.

  
PRINCIPAL  
CMR COLLEGE OF ENGG. & TECH.  
Kandlakoya (V), Medchal Road,  
Hyderabad-501401.



FEEDBACK FORM

Name of the Presenter: Ranya, Hanika, Rafeesh <sup>Teja</sup> Date: 24/05/18

Title: Awareness Lecture on Preparation of chemical components

How would you rate the session.

1. How would you rate the usefulness of the content?

(1    2    3    4<sup>✓</sup>    5)

2. How would you rate the presenters' style of teaching?


(1    2    3    4<sup>✓</sup>    5)

3. How would you rate the pace of the presentation?

(Too fast    Too slow    Just right<sup>✓</sup>)

4. What did you like best or find useful in the presentation?

⇒ Effectiveness & usefulness.

  
PRINCIPAL  
CMR COLLEGE OF ENGG. & TECH.  
Kandlakoya (V), Medchal Road,  
Hyderabad-501401.



## FEEDBACK FORM

Name of the Presenter: Ramya, Hanika, Rajesh, Teja Date: 24/3/2018

Title: Avesnes lecture on preparation of chemical compounds

How would you rate the session.

1. How would you rate the usefulness of the content?

(1    2    3    4<sup>✓</sup>    5)

2. How would you rate the presenters' style of teaching?


(1    2    3    4<sup>✓</sup>    5)

3. How would you rate the pace of the presentation?

(Too fast    Too slow<sup>✓</sup>    Just right)

4. What did you like best or find useful in the presentation?

Explanation

  
PRINCIPAL  
CMR COLLEGE OF ENGG. & TECH.  
Kandlakoya (V), Medchal Road,  
Hyderabad-501401.



## FEEDBACK FORM

Name of the Presenter: Ramya, Harika, Rajesh, Teja Date: 24/3/2018

Title: Awareness Lecture on preparation of chemical compounds.

How would you rate the session.

1. How would you rate the usefulness of the content?

(1    2    3    4    5)

2. How would you rate the presenters' style of teaching?


(1    2    3    4    5)

3. How would you rate the pace of the presentation?

(Too fast    Too slow    Just right)

4. What did you like best or find useful in the presentation?

Explanation

  
PRINCIPAL  
CMR COLLEGE OF ENGG. & TECH.  
Kandlakoya (V), Medchal Road,  
Hyderabad-501401.



## FEEDBACK FORM

Name of the Presenter: Ramya, Harika, Rajesh, Teja Date: 24/03/2018

Title: Awareness Lecture on preparation of chemical components

How would you rate the session.

1. How would you rate the usefulness of the content?

(1    2    3    4    5)

2. How would you rate the presenters' style of teaching?


(1    2    3    4    5)

3. How would you rate the pace of the presentation?

(Too fast    Too slow    Just right)

4. What did you like best or find useful in the presentation?

⇒ Effective and useful.

  
**PRINCIPAL**  
CMR COLLEGE OF ENGG. & TECH.  
Kandlakoya (V), Medchal Road,  
Hyderabad-501401.



## FEEDBACK FORM

Name of the Presenter: Ramya, hasika, Rajesh, teja Date: 24/03/2018

Title: Awareness lecture, preparation of chemical compounds,

How would you rate the session.

1. How would you rate the usefulness of the content?

(1    2    3    4<sup>✓</sup>    5)

2. How would you rate the presenters' style of teaching?


(1    2    3    4<sup>✓</sup>    5)

3. How would you rate the pace of the presentation?

(Too fast    Too slow    Just right<sup>✓</sup>)

4. What did you like best or find useful in the presentation?

Excellent

  
PRINCIPAL  
CMR COLLEGE OF ENGG. & TECH.  
Kandlakoya (V), Medchal Road,  
Hyderabad-501401.



## FEEDBACK FORM

Name of the Presenter: Ramya, Hanika, Rajesh, Teja Date: 24-03-2018

Title: Awerness lecture, Preparation of chemical compounds

How would you rate the session.

1. How would you rate the usefulness of the content?

(1    2    3    4<sup>✓</sup>    5)

2. How would you rate the presenters' style of teaching?


(1    2    3<sup>✓</sup>    4    5)

3. How would you rate the pace of the presentation?

(Too fast    Too slow    Just right<sup>✓</sup>)

4. What did you like best or find useful in the presentation?

Good.

  
PRINCIPAL  
CMR COLLEGE OF ENGG. & TECH.  
Kandlakoya (V), Medchal Road,  
Hyderabad-501401.





# CMR COLLEGE OF ENGINEERING & TECHNOLOGY

(UGC Autonomous)

NAAC Accreditation with A – Grade

Kandlakoya, Hyderabad– 501 401

## FEEDBACK FORM

Name of the Presenter: Ramya, Harika, Rajesh, Teja Date: 24-03-2018

Title: Awareness lecture on Preparation of chemical compounds

How would you rate the session.

1. How would you rate the session?

(1    2    3    4    5)

2. How would you rate the presenters' style of teaching?


(1    2    3    4    5)

3. How would you rate the pace of the presentation?

(Too fast    Too slow    Just right)

4. What did you like best or find useful in the presentation?

Good

  
PRINCIPAL  
CMR COLLEGE OF ENGG. & TECH.  
Kandlakoya (V), Medchal Road,  
Hyderabad-501401.



## FEEDBACK FORM

Name of the Presenter: Ramya, Harika, Rajesh, Teja Date: 24/03/2018

Title: awareness lecture on preparation of chemical compounds

How would you rate the session.

1. How would you rate the usefulness of the content?

(1    2    3    4<sup>✓</sup>    5)

2. How would you rate the presenters' style of teaching?


(1    2    3    4    5<sup>✓</sup>)

3. How would you rate the pace of the presentation?

(Too fast<sup>✓</sup>    Too slow    Just right)

4. What did you like best or find useful in the presentation?

Excellent

  
**PRINCIPAL**  
CMR COLLEGE OF ENGG. & TECH.  
Kandlakoya (V), Medchal Road,  
Hyderabad-501401.



## FEEDBACK FORM

Name of the Presenter: Ranya, Harika, Rajesh, Teja Date: 24/3/18

Title: Awareness lecture on preparation of chemical components

How would you rate the session.

1. How would you rate the usefulness of the content?

(1  2  3  4  5)

2. How would you rate the presenters' style of teaching?


(1  2  3  4  5)

3. How would you rate the pace of the presentation?

(Too fast  ~~Too slow~~  Just right)

4. What did you like best or find useful in the presentation?

Excellent

  
PRINCIPAL  
CMR COLLEGE OF ENGG. & TECH.  
Kandlakoya (V), Medchal Road,  
Hyderabad-501401.



## FEEDBACK FORM

Name of the Presenter: Ramya, Harika, Rajesh, Teja Date: 24/03/2018

Title: Awareness lecture on Preparation of chemical components

How would you rate the session.

1. How would you rate the usefulness of the content?

(1    2    3    4    5)

2. How would you rate the presenters' style of teaching?


(1    2    3    4    5)

3. How would you rate the pace of the presentation?

(Too fast    Too slow    Just right)

4. What did you like best or find useful in the presentation?

usefull for the future purpose

  
**PRINCIPAL**  
CMR COLLEGE OF ENGG. & TECH.  
Kandlakoya (V), Medchal Road,  
Hyderabad-501401.



## FEEDBACK FORM

Name of the Presenter: Ramya, Harika, Rajesh, Teja Date: 24/03/2018

Title: Awareness lecture on preparation of chemical components

How would you rate the session.

1. How would you rate the usefulness of the content?

(1    2    3    4     5)

2. How would you rate the presenters' style of teaching?


(1    2    3     4    5)

3. How would you rate the pace of the presentation?

(Too fast    Too slow     Just right)

4. What did you like best or find useful in the presentation?

*It is very useful to make awareness of preparation of chemical components.*

  
**PRINCIPAL**  
CMR COLLEGE OF ENGG. & TECH.  
Kandlakoya (V), Medchal Road,  
Hyderabad-501401.





Date: 27-11-2018,  
Pudur.

To  
The Principal,  
CMRCET,  
Hyderabad.

Respected Sir,

Sub: Appreciation for conducting a guest lecture on Preparation of Chemical Compounds for our School Students- Regarding

With reference to the above-cited subject, I appreciate and be thankful to the students, faculty, and management of CMRCET for conducting this the guest lecture. With the help of this guest lecture, our students have gained knowledge about the Preparation of Chemical Compounds. Students have enjoyed the learning about the preparation of Chemical Compound Aspirin.

Thanking You.

*R. Reddy*  
**HEAD MASTER**  
**ZPHS PUDUR**  
Headmaster,  
**Medchal (M & Dist)**  
ZPHS,  
Pudur.

*[Signature]*  
**PRINCIPAL**  
**CMR COLLEGE OF ENGG & TECH**  
Kandlakoya (V), Medchal Rca





# CMR COLLEGE OF ENGINEERING & TECHNOLOGY

(Autonomous)

NAAC Accredited Institution with 'A' Grade  
Kandlakoya (V), Medchal Road, Hyderabad -501401.

CMRCET/PRIN/NaipunyaClub/CIR/2017-18/02

Date: 26/03/2018

## Circular

This is to inform that a meeting is scheduled to faculty and student committee members of Naipunya club on 30<sup>th</sup> March 2018 in Room Number 102, Block I.

All the committee members are requested to be present on time.

Agenda of the meeting is mentioned below.

1. To Review the events conducted in the Academic year 2017-18.
2. To discuss on the events which may not be conducted during the Academic year 2017-18

Principal

Copy Submitted to: (1) The Secretary Garu – For your kind information Pl.

Copy to:

1. IQAC Coordinator
2. Deans
3. Controller of Examinations
4. All HODS
5. Administrative Officer
6. Accounts Officer
7. Librarian
8. Training & Placement
9. Concerned Faculty through Email
10. Naipunya Club
11. Students Notice Board

**PRINCIPAL**  
**CMR COLLEGE OF ENGG. & TECH.**  
**Kandlakoya (V), Medchal Road,**  
**Hyderabad-501401.**